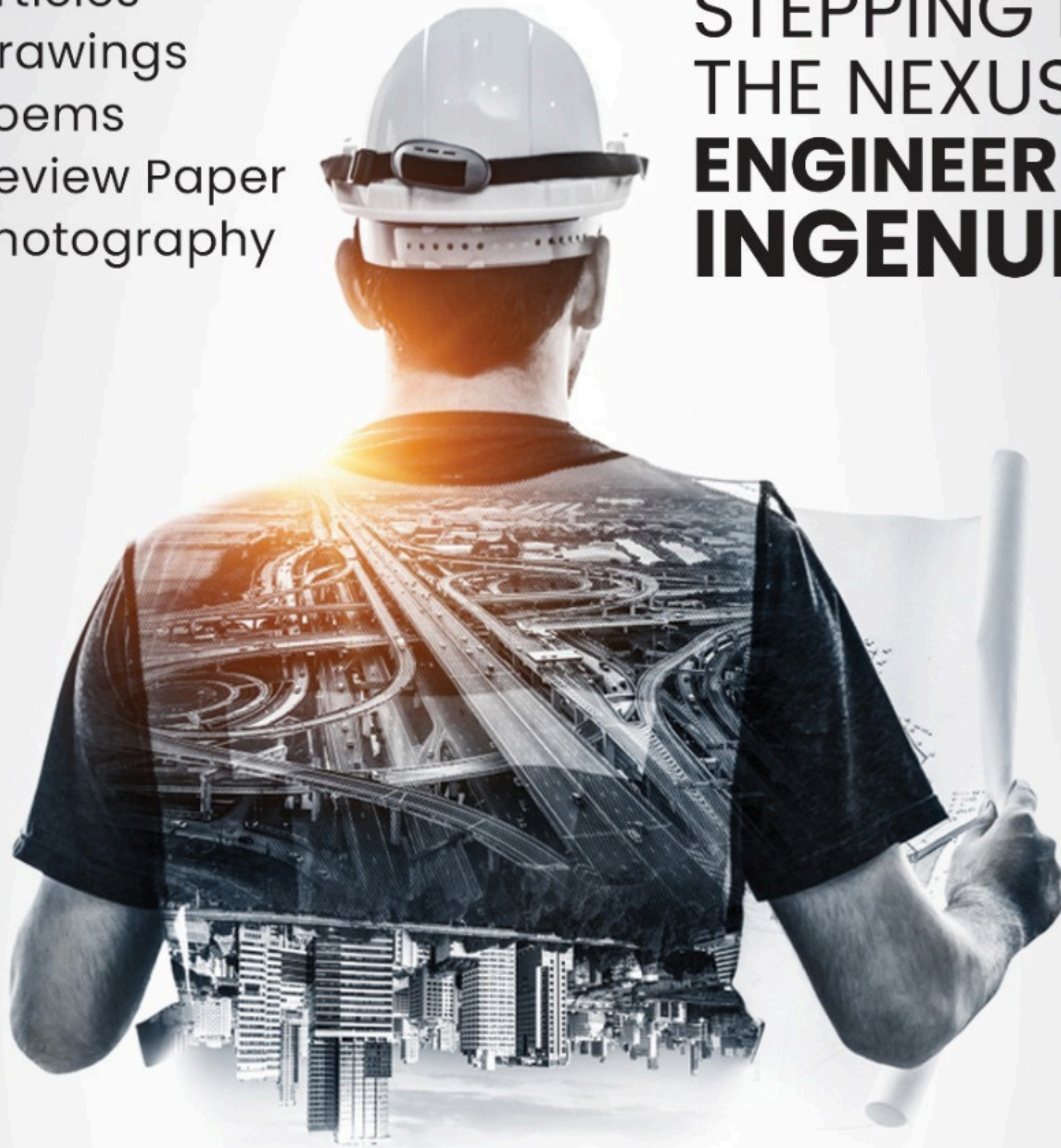


EngiNexus

Articles
Drawings
Poems
Review Paper
Photography

STEPPING INTO
THE NEXUS OF
ENGINEERING
INGENUITY




CIVIL ENGINEERING DEPARTMENT MAGAZINE – 2024

St. Thomas College of Engineering & Technology
Mattanur, Kannur, Kerala

EngiNexus'24

CIVIL ENGINEERING MAGAZINE

ST. THOMAS COLLEGE OF ENGINEERING AND TECHNOLOGY



EngiNexus'24

Civil Engineering Association

St. Thomas College of Engineering and Technology, Kannur

Staff Editor	:Vijila Balakrishnan (Asst. Prof., Civil Dept.)
Chief Editor	:Abhimanue K (S8, CE)
Editorial Board	:Diya T M (S8, CE), Pradul P (S8, CE), Sariga Jayaraj (S8, CE), Sougandh R K (S8, CE), Munheem (S6, CE), Sruthi S (S4, CE)
Advertisement Committee	:Rakhil A (S8, CE), Amal K (S8, CE)
Cover Concept	:Abhimanue K (S8, CE)
Cover Design & Layout	:Miracle, Kannur, 9526168140
Printing	:Colours, Kuthuparamba, Kannur, 8547870000

MESSAGE FROM CEO



I am happy to note that our Civil Engineering Department is bringing out a new magazine titled "EngiNexus". This platform not only celebrates students and teachers achievements but also serves as a testament to our commitment to fostering a vibrant learning community. Through the diverse array of articles, artwork, and reflections showcased within these pages, may we continue to inspire and uplift one another, nurturing a culture of lifelong learning and curiosity. Thank you to all who have contributed to making this publication possible; your dedication and talent shine brightly, illuminating the path for our collective journey of growth and discovery.

Er. Rijo Thomas Jose

CEO

MESSAGE FROM PRINCIPAL



It is a great pride and satisfaction for St. Thomas College of Engineering and Technology to bring out the magazine “EngiNexus” released from the department of civil engineering for the academic year 2023-24. The college has made remarkable progress in academic and non-academic activities related to staff and students over these years. I take this opportunity to congratulate civil engineering staff and students who had taken interest in publishing this technology-based activity report.

Moreover, as technology is developing faster than any other time, the theoretical course outlines are too overdue in most of the times. Technology confrontation must be avoided and must be used for the fulfillment of the mankind. The budding civil engineers must have the mindset to do that.

I indulge the students of civil department to perceive many societal problems and solve them with the applied use of technologies. I am happy to know that the civil engineering department is doing such activities in this academic year also. Traffic survey and Workshop on Road safety awareness for Bus drivers and Students in association with NATPAC were examples for such activities. In this area, we are using commonly available laterite stone for building construction and that causes a lot of environmental issues. Civil engineering students can do research work on alternate construction material for laterite stone as a part of their final year project and come up with innovative solutions. Once you start solving the societal problems, you can transform your role from job seeker to a job provider for the fast development of our nation.

Once again, I would like to appreciate the staff and student editors for their invaluable efforts in collecting the articles and timely publication of this magazine.

Dr. Shinu Mathew John
PRINCIPAL

MESSAGE FROM HOD



Congratulations to the students and faculty members associated with the magazine committee for successfully publishing the first issue of our departmental magazine for the academic year 2023-24. EngiNexus is creating a platform that provides an opportunity for the students and staff to express their original thoughts on technical as well as cultural topics. This magazine serves as a platform to celebrate our success, share our insights and inspire one another to reach new heights of achievement.

A handful of technical activities was furnished by the department in tandem with its academic excellence. Our department showcased splendid success in the university exams of academic year 2023-24. Our departmental Technical fest AAKRITI 2k23, expert talk on Soil structure interaction, workshop on Total station, AutoCAD, Road safety and youth leadership, the opinion survey and parking survey conducted by our students in collaboration with NATPAC and BIM training program were recognized well. Students have shown their excellence in the field of arts and sports. Faculties also contributed their individual performance in teaching excellence, NPTEL results and in attending FDP's.

I would like to express my sincere gratitude to Dr. Shinu Mathew John, the Principal of STM for his proper guidance and encouragement in all activities of our department. The huge support from Er. Rijo Thomas Jose, CEO of STM also deserves a special mention here as his continuous inspiration is pivotal for the department. I also extend my heartfelt gratitude to the editorial team and those who have contributed to the creation of this magazine. Your dedication and team work have been crucial in achieving the timely completion. As we navigate the challenges and opportunities that lie ahead, let us remain united in our commitment to academic excellence, innovation and service to the society.

Vijila Balakrishnan

HOD,CE

EDITORIAL

EngiNexus is a technical magazine published by the Civil Engineering Department, St. Thomas college of Engineering and Technology, Kannur. With support from our Civil engineering association 'SATTVA'.

Civil Engineering is a branch which without doubt is essential to each and every development activity related to the physically and naturally built environment.



Civil Engineering even though came into existence as a separate discipline only during the 17th century. The roots of civil engineering can be found even during the times of ancient civilizations. The branch has been growing and adapting to the tides of time ever since. In the modern times where technology is in the forefront of all engineering and development activities, Civil Engineering also has absorbed all the advancements of technology into its extensive scope.

The magazine is aimed to bring the reader's attention to the advancements that is occurring in various streams of civil engineering. To become a successful civil engineer a student should not only be thorough with the syllabus that is covered as part of curriculum but one should update his/her knowledge about the latest technologies, materials and regulations. The details of site visit conducted as part of achieving the above mentioned aim is also mentioned in the magazine.

I thank all the staff members and the students of Civil engineering Department for their valuable co-operation and sincere efforts for successfully bringing out this magazine

Vijila Balakrishnan
Staff Editor

ഏല്പാവിധ ഇലക്ട്രിക്കൽ, പ്ലംബിംഗ്, സാനിറ്ററി ഇനങ്ങളും ഇവിടെ ലഭ്യമാണ്.



CEEVEE
elite
ELECTRICAL | PLUMBING | SANITARYWARE

+91 97447 37684
+91 98463 93072
contact@CEEVEEelite.com

Kannur



VIJILA BALAKRISHNAN
STAFF EDITOR



ABHIMANUE K
CHIEF EDITOR




DIYA T M
STUDENT EDITOR



PRADUL P
STUDENT EDITOR



SARIGA JAYARAJ
STUDENT EDITOR



SOUGANDH R K
STUDENT EDITOR



MUNHEEM
STUDENT EDITOR



SRUTHI S
STUDENT EDITOR

VISION

To grow as a globally recognized centre in civil engineering with a focus on innovation and research by combining technical and ethical qualities.

MISSION

M1 : Professional Skills

To provide a better environment to encourage innovative and research thinking among students.

M2 : Life-Long Learning

Instill in students contemporary knowledge in order to achieve academic and professional excellence with global perspective through experience of lifelong learning.

M3 : Engage with Society

Impart a sense of community responsibility and leadership qualities to better meet the challenges of sustainable growth.

PROGRAM EDUCATIONAL OBJECTIVES (PEOS)

PEO1

Achieve excellence in the professional practices of Civil Engineering by utilizing the acquired knowledge and technical skills supported by modern day tools.

PEO2

Participation in decision making and nation building by adopting energy efficient and sustainable practices in Civil Engineering.

PEO3

Encourage innovative thinking and entrepreneurship by research and higher studies in advanced areas of Civil Engineering.

PROGRAM SPECIFIC OUTCOMES (PSOs)

PSO1

To solve engineering problems related to Civil Engineering by systematic techniques, skills and tools to meet the ever growing needs of sustainable infrastructural development.

PSO2

Design and build Civil Engineering-based systems in the context of structural, geotechnical, transportation and environmental requisites.

PROGRAM OUTCOMES (POs)

PO1

Engineering knowledge: Apply the knowledge of mathematics, science, engineering fundamentals, and an engineering specialization to the solution of complex engineering problems.

PO2

Problem analysis: Identify, formulate, review research literature, and analyze complex engineering problems reaching substantiated conclusions using first principles of mathematics, natural sciences, and engineering sciences.

PO3

Design/development of solutions: Design solutions for complex engineering problems and design system components or processes that meet the specified needs with appropriate consideration for the public health and safety, and the cultural, societal, and environmental considerations.

PO4

Conduct investigations of complex problems: Use research-based knowledge and research methods including design of experiments, analysis and interpretation of data, and synthesis of the information to provide valid conclusions.

PO5

Modern tool usage: Create, select, and apply appropriate techniques, resources, and modern engineering and IT tools including prediction and modeling to complex engineering activities with an understanding of the limitations.

PO6

The engineer and society: Apply reasoning informed by the contextual knowledge to assess societal, health, safety, legal and cultural issues and the consequent responsibilities relevant to the professional engineering practice.

PO7 Environment and sustainability: Understand the impact of the professional engineering solutions in societal and environmental contexts, and demonstrate the knowledge of, and need for sustainable development.

PO8

Ethics: Apply ethical principles and commit to professional ethics and responsibilities and norms of the engineering practice.

PO9 Individual and team work: Function effectively as an individual, and as a member or leader in diverse teams, and in multidisciplinary settings.

PO10

Communication: Communicate effectively on complex engineering activities with the engineering community and with society at large, such as, being able to comprehend and write effective reports and design documentation, make effective presentations, and give and receive clear instructions.

PO11

Project management and finance: Demonstrate knowledge and understanding of the engineering and management principles and apply these to one's own work, as a member and leader in a team, to manage projects and in multidisciplinary environments.

PO12

Life-long learning: Recognize the need for, and have the preparation and ability to engage in independent and life-long learning in the broadest context of technological change.

WASTEWATER MANAGEMENT: NEW TECHNOLOGIES FOR TREATMENT

Introduction:

The traditional methods of wastewater treatment become increasingly challenged by the identification of more and more contaminants, rapid population growth, increasing industrial activities, and ever-shrinking freshwater sources. Conventional processes have been proven to remove many chemical and microbial contaminants from wastewater. However, the effectiveness of these processes has become limited over the last two decades because of new challenges; increased knowledge about the consequences of water pollution and public demand for better quality water have enforced the implementation of much stricter regulations by expanding the scope of regulated contaminants and lowering the maximum contaminant levels set for wastewater discharge. Among them, the most significant are to remove nutrients (nitrogen and phosphorus) and synthetic organic compounds (SOCs) because of their significant impacts on public health and the environment.

Aging Infrastructure, Conventional Technologies, and Microbial or Chemical Contamination are major threats to Public Health:

The second factor is the shrinking water resources and rapid population and industrial growth. The reuse of municipal and industrial wastewater and the recovery of potential pollutants used in industrial processes become more critical. This is especially true in dry areas where the drinking water is transported at great expense.

The reclamation has become more important with the growing concern over the contamination of water resources due to toxic compounds released by the industries. Advanced treatment technologies are required to remove various potentially

harmful compounds that could not be effectively removed by conventional treatment processes. The third challenge is advancement in the manufacturing industry and the growing market of advanced treatment processes that resulted in substantial improvements of these processes at the industrial level.

To address these new challenges, a variety of new wastewater treatment technologies such as membrane filtration systems, automatic variable filtration (AVF), advanced oxidation processes (AOP), and UV irradiation have been proposed, tested, and applied to meet both current and anticipated treatment requirements. These new treatment technologies have been proven to successfully remove a wide range of challenging contaminants from wastewater.

Water Stress:

The global dynamics are changing rapidly, faster growth in world population together with the rising standard of living and increasing consumption patterns including water has resulted in a resource crunch. The water demand is increasing which exceeds the current resources available on the earth's surface. It is estimated that by the year 2050, the world population will become 9 billion from the current population of 7 billion, with the standards of living continuing to rise, the amount of water required then will be about three times the present availability. At present, there are almost a billion people who do not have access to safe drinking water and more than 80% of the used water is not treated before disposing it off to water bodies. As the emerging scenario calls for immediate and essential actions, we need to recycle and reuse all types of resources including water. Water stress further aggravates when the abstraction and use of water is much higher than being returned

and that too with harmful pollutants in it. The global climatic changes will further reduce our water resources. Clearly, we need more efficient treatment technologies and water management to meet global needs.

Wastewater as resource:

Innovations in the area of wastewater treatment focus on the principle that wastewater can be a resource. The innovations in this field often use new technologies and ideas; their underlying philosophy revolves around the simple wisdom that, the reuse of wastewater results in less extraction of water and thus saving the fast-depleting natural resource from extinction. It's a good proposition to address the ever-increasing water demands and explore new ideas for wastewater treatment.

The reuse and resource recovery from wastewater will depend on several factors including operating costs, potential revenues, the value of the resources and public acceptance of wastewater resources, and the engineering needed to create them. The bulk of the domestic and commercial water supply is of non-potable water, which can be supplied from recycled water and stored rainwater thus leaving the freshwater sources for drinking purposes. The challenge is to develop and implement new ideas for wastewater treatment and resource management with supporting technologies, only then we will have sustainable systems for the future.

New Technologies for Wastewater Treatment:

Wastewater treatment involves a reduction in pollutants in the process from wastewater and proper operation and maintenance of the plant to obtain the desired performance. Wastewater treatment technologies are crucial for urban water systems. Some of the new technologies being used and introduced for wastewater treatment globally to reclaim the resources:

Membrane Filtration:

Membrane filtration is essential to the development of advanced water reclamation systems and the development of new and improved systems is expected to continue. Micro and ultra-filtration membranes provide excellent pre-treatment to remove a wide range of dissolved contaminants. Membrane bioreactor filtration technology is being extensively used for advanced treatment to produce water for reuse by industries. With MBRs, complete biological treatment and the retention of pathogens including viruses has become possible; treatment with membrane bioreactor produces a highly clarified effluent that can be more easily disinfected. Thus, treatment with MBR followed by RO and UV treatment is ideal for producing non-potable water.

Nanotechnology:

The emergence of nanotechnology and the incorporation of living microorganisms in bio-microelectronic devices has revolutionized the treatment process. The best part of nanotechnology is that it can easily merge with other technologies and modify, endorse, and clarify any existing concept. It offers an innovative approach to developing and exploiting these processes in completely new ways. Nanotechnology concepts are being investigated for higher-performing membranes with fewer fouling characteristics and improved hydraulic conductivity. A number of new researches are being conducted for producing fabrication of membranes from nanomaterials for the decomposition of toxic compounds during the treatment. It will also provide effective segregation of metals, bimetallic nanoparticles, mixed oxides, zeolites, carbon compounds, etc. from the wastewater resources. With improved membranes and configurations, more efficient pumping and energy recovery systems will be possible.

Automatic Variable Filtration (AVF) Technology:

Automated Variable Filtration (AVF) technology is a state-of-the-art technology used for wastewater treatment in which the upward flow of influent is cleaned by the downward flow of filter media. During the treatment process itself, the filter media is cleaned by the filtered influent thus there is no requirement for any additional filter media cleaning or fresh water. The AVF process comprises two sets of media filters that can be operated in series or in parallel. The two-stage series configuration is used to produce very high-quality filtrate. This mode is ideal for refining secondary wastewater for reuse. The AVF process is equipped with actuated valves, sensors, and programmable logic controllers to automatically switch from serial mode to parallel mode during wet weather conditions or other preset operating conditions. The key benefits of the system are: higher solids capacity, continuously cleaned media beds, elimination of ancillary equipment, even flow distribution, cost effective to installation and low operating and maintenance costs, average reject of 5-15%, extremely low power consumption and ease of operation & maintenance.

Microbial Fuel Cells:

Microbial fuel cells are a breakthrough technology where electrical energy can be extracted directly from organic matter present in the waste stream by using electron transfer to capture the energy produced by microorganisms. Microorganisms are grown as a biofilm on an electrode; the electron donor is separated from the electron acceptor by a proton exchange membrane, which establishes an electrical current. This technology is still in its development stage and significant advances in process efficiency and economics will be necessary before it could be used widely to produce electrical energy directly from organic matter present in the wastewater.

New Urban Sanitation Technology:

The new Urban Sanitation Technology aims at wastewater treatment with the reuse of energy and minerals with a combination of electro flocculation (elflox) and Anaerobic digestion technologies. Elflox treatment is based on the separation of the organic pollution from community wastewater with electrocoagulation (ECF reactor). The organic sludge of the ECF reactor is sedimented in a circular sedimentation vessel, Sludge (organic compound) which is then fed to an anaerobic reactor gets converted into Biogas which can be converted into energy for captive utilization. Anaerobic fermentation technology generates optimum Biogas due to two separate processes of Hydrolysis- the long-chain carbon compounds are broken down into smaller compounds such as fatty acids, and Methanogenesis the fatty acids get converted into biogas.

Natural Treatment Systems:

The natural treatment systems (NTSs) are also improving with the emergence of new methods and technologies and a variety of physical, chemical, and biological processes work simultaneously to remove a range of contaminants comprehensively. Natural treatment systems are increasingly being used to capture, retain, and treat stormwater, thereby converting this sheer wastage into a valuable source of water. These natural systems have the advantage of being able to remove a wide variety of contaminants including nutrients, pathogens, and micro-constituents including endocrine-disrupting chemicals. This treatment process is very effective for water reclamation. The steel-producing plants in India are using this treatment process to recover ammonia from coke oven liquid. Water pollution problems would be worse if ammonia is not recovered, the most polluting among all the wastes from production units. In the CO effluent, most of the pollutants are in the dissolved state.

Other pollutants are subjected to biological treatment along with residues of phenol and ammonia. The two most common processes used for the treatment of coke oven effluents are the trickling filter and the activated sludge process.

Urine Separating Process:

Urine is part of domestic wastewater which contains up to 90% of the nitrogen and 50% of the phosphorus. The development of urine-separating toilets and technologies for treating them to produce fertilizer products is a key to managing nutrients with minimal requirements for outside resources, such as additional energy. Producing the same amount of petroleum-based, nitrogen-rich fertilizer takes an enormous amount of energy and non-renewable resources. Urine-separating toilets have already been developed and advanced research is going on to refine them further and use them for wastewater management and creating resources.

Conclusion:

These new treatment processes with resource recovery along with the integration of urban water and waste management systems will improve the sustainability of our water resources. New wastewater treatment technologies can significantly reduce water abstraction from our already resource-constrained world. Reclaim water must be managed properly to maintain the integrity of the overall treatment system. The energy consumption in treatment plants also requires active management to make the entire process efficient and effective. Technologies to meet these challenges already exist and work is going on to refine and integrate them into higher-performing more sustainable systems. The challenge is to choose the most appropriate one from the available options and develop institutional arrangements for implementing them in the most effective ways.



Dr. Arun Kumar Selvarajan
Associate Professor
Civil Engineering Department



ROLE OF NATURAL FIBERS AS REINFORCEMENT IN WEAK SOILS: A REVIEW

Abstract: Soil reinforcement refers to a method of enhancing the soil's engineering properties. Enhancing soil mass stability, raising its load carrying capacity, and minimising lateral deformation are the main goals of reinforcing soil mass. In recent years there has been a dearth of high-quality soils promoting a significant surge in the use of geosynthetic reinforcement for the use of weak soils. However, the use of natural fibers as reinforcement is limited; even though it is eco-friendly and cost effective. Natural fibers have managed to attract the attention of geotechnical engineers as an alternative reinforcement technique to traditional stabilization methods due to their sufficient strength and easy availability. The growing demand for sustainable reinforcement techniques has sparked interest in exploring natural fibers as reinforcements in weak soil. The three main geotechnical uses of natural fibre in terms of practice are soil reinforcing, improved drainage for soil consolidation and filtration, separation and erosion control. Despite being employed in many forms, such as geotextiles, drains, and individual fibres, natural fibres frequently make major contributions to enhancing soil structures in these various applications, increasing the system's overall stability. This paper examines the suitability of various natural fibers and their applications as reinforcements in weak soils. The review concludes that natural fibers can be used to improve the strength of weak soils and its durability can be improved by proper treatment.

Keywords: Natural fiber; soil reinforcement; weak soil; coir; jute; bamboo; areca; sisal.

1. Introduction

Due to the scarcity of suitable soils for various types of constructions, the use of weak soils has started increasing. Construction over weak soils is challenging because they are susceptible to high compressibility, differential settlements, low shear strength and poor drainage capacity. There are many methods for improving the engineering properties of weak soils; out of which the most commonly used is stabilization. Stabilization includes mechanical, cementing and chemical stabilization and the use of reinforcements. Soil reinforcement is a mechanical means of stabilizing weak soils by using fibrous materials as geosynthetics. In ancient times reinforcements used are tree branches, grass reeds, straw, roots of vegetation, bamboo, tree trunks etc. In rural India in early days mud walls are traditionally built with bamboo mats. Although reinforced soil was in use from the ancient times, but the wide use has started after the development of modern form of soil reinforcement by Henry Vidal in 1963. Soil is strong in compression and reinforcement is strong in tension. The inclusion of reinforcement in a soil mass inhibits the tensile strains and develops the strength of the soil [2]. Majority of the reinforcement used today is artificial geosynthetics; made from synthetic polymers such as HDPE (High density polyethylene), PET (Polyethylene terephthalate), PVC (Polyvinyl chloride), PP (polypropylene) etc. While polypropylene is the second largest produced plastic and it is usually used for producing geosynthetics reinforcement. Various types of geosynthetics used are geogrids, geocells, geotextiles, geocomposites, geomembranes, geosynthetic clay liner, pre-fabricated vertical drains.

While addressing the challenges posed by artificially geosynthetic reinforcement, the integration of natural fibers as reinforcement has emerged as a promising solution, offering both environmental sustainability and enhanced mechanical properties. In general, natural fiber composites have been proven to offer carbon-friendly green alternatives for conventional geosynthetics (polymeric), promoting both cost-effective and sustainable soil stabilization measures.

2. Categories of geosynthetics

Geosynthetics are classified into different types according to the method of manufacturing. They are geotextiles, geogrids, geomembranes, geocomposites drains, geonets, geosynthetic clay liners, geocells, geomats, electrokinetic geosynthetics, etc. A brief description of the above-mentioned types of geosynthetics is given below:

2.1 Geotextiles

Geotextiles are engineered sheet like products made of natural or synthetic materials. Based on the manufacturing process, geotextiles are classified into woven, non-woven, knitted, and stitch-bonded geotextiles. Woven and non-woven geotextile made from jute is shown in figure 2.1. Geotextiles are used for separation, drainage, filtration, erosion control and reinforcement.



Figure 2.1 Woven and non-woven geotextile made of jute

2.2 Geogrids

A geogrid is defined as a geosynthetic material consisting of connected parallel sets of tensile ribs with apertures of sufficient size to allow strike-through of the surrounding soil, stone, or other geotechnical material (Koerner 1998). Geogrids are mainly used to reinforce the soil. There are mainly three types of geogrids. They are:

2.2.1 Uniaxial Geogrid

It is manufactured by stretching the polymer sheet in longitudinal direction. Uniaxial geogrids are used as reinforcement layers in embankments, very steep earth slopes, landfill liner system and retaining walls. Figure 2.2 a) shows a geogrid with synthetic material.



a) Geogrids

b) Geonets

Figure 2.2: Geogrids and geonets

2.2.2 Biaxial Geogrid

Biaxial geogrids are stretched in two directions, the longitudinal and transverse, equally distributing stress along both directions. Major applications of biaxial geogrids are road bases, below rail tracks, ground reinforcement and airport runways.

2.2.3 Triaxial Geogrid

Triaxial geogrid is a next-generation enhancement to biaxial geogrids, it has additional diagonal ribs that increase the products in-plane stiffness. The triangular pattern is formed into a hexagon to improve how the product absorbs traffic loading forces.

2.3 Geomembranes

Geocomposites are impermeable membranes used within soils as a waterproof barrier. Used as liquid and gas barrier due to impermeable nature. Major applications are landfill lining, canal lining, tunnel lining.

2.4 Geocomposite drains

Geocomposites are combination of two different types of geosynthetics to obtain the benefits of each geosynthetics.

2.5 Geonets

Geonets consists of integrally connected ribs in the two directions at two different planes. Apertures of geogrid are of diamond shape. Thickness of geonets is larger than that of geogrids. Geonets are also referred to as geospacers. Application of geonets are erosion control and drainage layers.

2.6 Geosynthetic clay liners

Geosynthetic clay liners consist of a core of bentonite clay sandwiched between layers of thick non-woven geotextile or applied below and above geomembrane layers in landfills.

2.7 Geocells

A geocell is a three-dimensional cellular structure that can be filled with soil, gravel, or other materials to stabilize steep slopes and prevent erosion. Geocells distribute loads over a large area and supports under static and dynamic loading conditions. Geocells provide all round confinement to soil. Major applications of geocells are erosion control, steep slopes, retaining walls and sub-base support

2.8 Geomats

It is a three-dimensional polymeric structure made of bonded filaments, which are permeable in nature. It is used as a reinforcement to roots of grass and small plants, which, in turn, provides permanent erosion control.

2.9 Electrokinetic geosynthetics

It is a mesh made from a metal wire stringer and coated with a conductive polymer. In addition to electrical conduction, it also provides drainage, filtration, and reinforcement functions.

Natural fibers as soil reinforcement

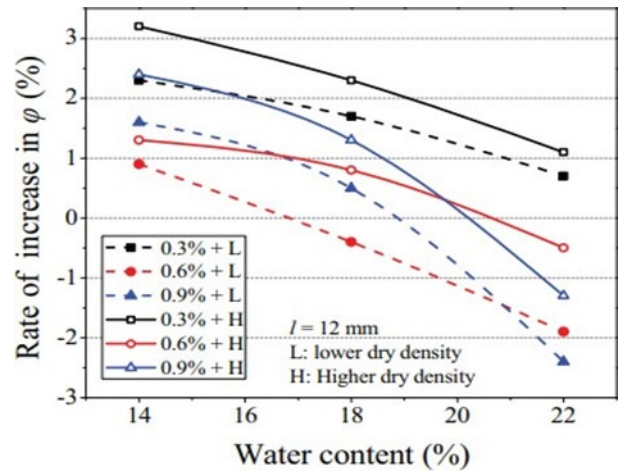
Use of natural fibers for reinforcing soil is seen in the ancient time itself. Timber, bamboo etc. is used for many types of construction in the past. In the construction of Ziggurats in Mesopotamia, woven mats of reed laid horizontally on a layer of sand and gravel was used. Even in Great wall of China clay reinforced with tree branches was used in parts of western China. Most of the geosynthetics used now are made from polymeric substances and hence while decomposing the same after many years will produce micro plastics which can cause serious effects on the ecosystem. Natural cells were found to be highly cost-effective and environmentally friendly material that can be used in place of the polymer-based commercially available HDPE geocells .

3.1 Strength characteristics

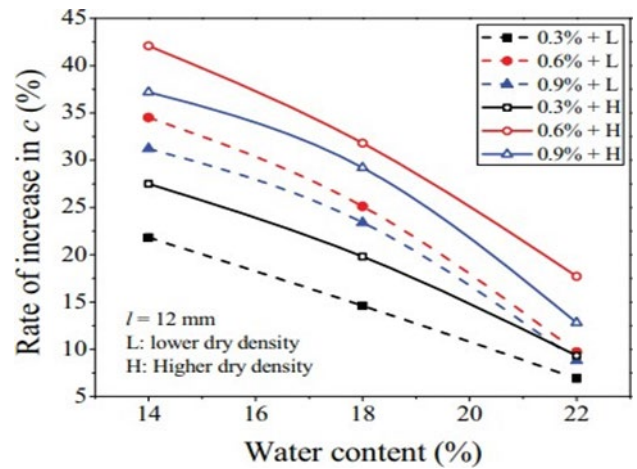
The concept of reinforcing soils by introducing tension resisting elements such as strips, bars, sheets, meshes, fibers, etc. has become a common practice in geotechnical engineering [2]. When non-cohesive soil is reinforced with flexible, rectilinear reinforcement, the whole mass exhibits some cohesion. This cohesion of reinforced earth arises from friction of grains of earth against the reinforcing members [3]. The flexible nature of reinforced soil mass enables it to withstand a large differential settlement without any major distress The strength increases of the soil due to presence of reinforcement

is reflected either by an apparent cohesion intercept (failure due to rupture of reinforcement) or by increased friction angle (failure due to slippage) [2]. Due to the presence of geosynthetics as reinforcement in soil mass the strength and settlement characteristics of soil will be improved.

Jute is abundantly available in Bangladesh, China and India. Jute fibers is effective in compensating for the loss of post peak strength and improving the shear strength parameters of expansive soil was demonstrated by Yi-Xian Wang et.al (2017) [4]. The direct shear strength, cohesion, and strength ratio increase with increasing fiber content was seen till a fiber content of 0.6%, after which further increase in fiber content tends to reduce fiber-reinforcing effects due to the replacement of soil particles by too many fibers. An asymptotic increase in shear strength with an increase in fiber length was observed. Because of kinking for longer fibers and it weaken fiber-reinforcing effects, a length between 12 and 18 mm is found optimal for jute fibers in reinforced expansive soil. Fiber-reinforcing effects are more pronounced at lower water content and higher dry density mainly due to a greater effective contact area and the weaker water-lubricating effects of the fiber-soil interface [4]. Figure 3. 1 shows the rate of increase in angle of internal friction and cohesion with variation in water content and fiber percentage. Hence Optimum moisture content and Maximum dry density should be considered for balance of fiber reinforcing effect and construction cost. H P Singh (2013) [9] has found out that inclusion of jute geotextile in to soil will increase the shear strength and stiffness modulus of soil. Sreevalsa Kolathayar et.al [10] found out that use of jute and sisal geocells as reinforcement increases the strength and stiffness property of the soft soil by improving the bearing capacity of soft soil to support footing.



a) Rate of increase in angle of internal friction



b) Rate of increase in cohesion

Figure 3.1: Shows rate of increase in a) angle of internal friction

b) Cohesion when jute is used as soil reinforcement [4].

India the major global coconut producer, accounts for more than two-third of worlds coir and coir products production. One of the main advantage of coir is it is unaffected by moisture and dampness. Due to higher lignin content, coir fibers can withstand decomposition than other natural materials like cotton jute, sisal, areca and many other materials. The coir fibers have higher tearing strength. Sreevalsa Kolathayar [5] conducted plate load test on unreinforced soil and on soil reinforced with coir geocells to understand the soil reinforcement mechanism. The load-bearing capacity of the soil bed increased up to three times and a significant reduction in the settlement was observed in the underlying weak soil bed. He also compared the behavior of coir geocell and HDPE geocells and found that soil reinforced with HDPE geocells showed a sudden increase in settlement values after a certain point of loading whereas with coir geocell, a uniform increase in the settlement was observed even at higher load. Performance of coir geocells was conducted on model geocell retaining walls and studied the behavior in bot dry and wet conditions [13]. Figure 3.2 shows a model of coir geocell retaining wall used for the study. The deformation of wall and settlement reduced in case of geocell reinforced retaining walls and the behavior was similar with HDPE geocell retaining wall. K Balan [11] found out that settlement is less in coir geocell reinforced soil compared to that of synthetic geocell. But bearing capacity is 2.5 times more in synthetic geocell compared to coir geocell. In case of sand the bearing capacity is 4 times higher when a woven planar coir geotextile is placed at the base of coir geocell compared to unreinforced sand. While in case of soft clay bed the same is 16 times higher. P K Jayasree et.al (2014) [14] has conducted a study on volume change behavior of Expansive soil stabilized with coir waste. The study reveals that mixing of coir waste with expansive soil reduces the volume change behavior of expansive soil. Coir waste was added as coir pith and as coir

fiber and soil chosen is Cochin marine clay. The combined addition of coir pith and coir fiber reduces the swell index, consolidation process gets accelerated, linear and volumetric shrinkage was reduced.



Figure 3.2 Coir geocell retaining wall [13]

Bamboo is abundantly available in China; India is the second richest country in bamboo. Hegde and Sitharam (2015) [17] proved analytically and experimentally that the bamboo geocells and geogrids together provide higher tensile strength, bearing capacity than commercially available Neoloy made geocells and polypropylene made geogrids. Bamboo fibers have high tensile strength and are stiffer than jute and coir fiber [15]. S Akirwar et.al (2021) [18] used two different aperture shape geogrids and found that hexagonal aperture bamboo grid has better performance than square aperture bamboo grid geogrid. A chemical preservative Copper chromium arsenic was used to increase the durability of bamboo. Hexagonal aperture bamboo grid has more load-carrying capacity and settlement reduction compared to square aperture bamboo grid. Figure 3.3 shows the variation of Improvement factor with u/B (Depth of top layer of reinforcement/ width of foundation) ratio of tri-directional (hexagonal) bamboo grids at different settlement ratio. Figure 3.4 shows variation

of Improvement factor with u/B ratio of bi-directional (square) bamboo grids at different settlement ratio. The improvement factor increased significantly with increase in width of bamboo grid up to four times of footing width.

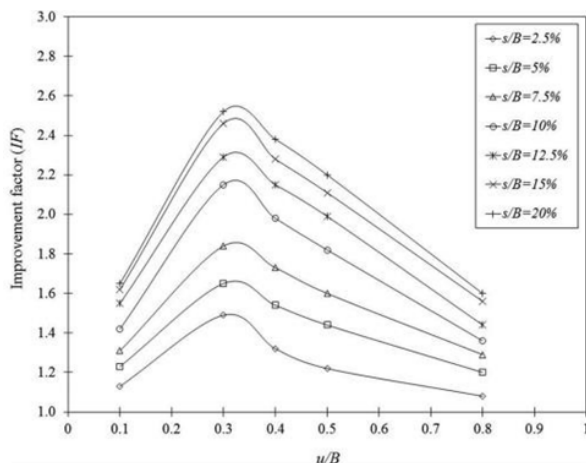


Figure 3.3: Variation of improvement factor with u/B of tridirectional bamboo grids at different settlement ratio [18]

Areca is abundantly available in Southern part of India. Area fiber and areca leaf can be used for soil reinforcement. Sreevalsa Kolathayar (2021) [19] has done experiments on areca leaf sheaths as geocell and geogrid to reinforce the soil. Bearing capacity of soil reinforced with areca geocell and geogrid improved by 1.25 times compared with that of soil reinforced with HDPE geocell and geogrid. Compared with unreinforced soil, the bearing capacity of

soil reinforced with Areca geocell and areca geogrid increased by four times. Preservative used to improve the durability is CCA (Copper Chromium Arsenic composition). Figure 3.5 shows an image of areca geocell and areca geogrid. Sooraj P Sudhakaran et.al (2018) [20] has done soil stabilization using Bottom ash and areca fiber.

Areca fiber was treated with KOH and CH₃COOH to increase the durability and tensile strength. A 32% increase in tensile strength was found after the treatment. Unconfined compressive strength (UCS) was conducted and it reveals that addition of 1.5% of areca fiber to soil-Bottom ash-cement mix showed an increase of 191% in strength for 90 days curing period. Areca fibers impart good tensile strength and CBR strength to the subgrade soil and can reduce the overall thickness of the pavement.



Figure 3.5 Areca geocell and areca geogrid [19].

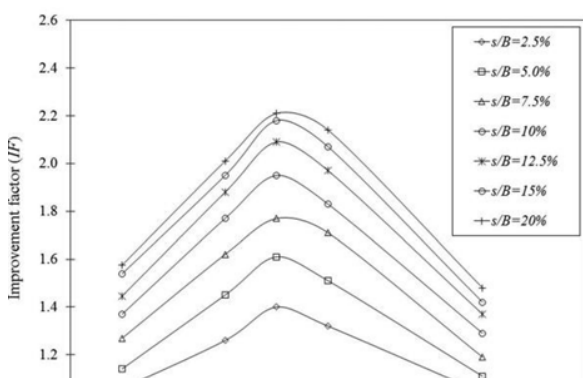


Figure 3.4: Variation of improvement factor with u/B of bidirectional bamboo grids at different settlement ratio [18]

Shear stress of soil increased with the addition of sisal fiber. Cohesion also increased from 18 kPa for unreinforced soil to 66 kPa for soil reinforced with sisal fiber [21], [22]. Figure 3.6 shows sisal geocell. Tensile strength of dry clay samples increased with the addition of sisal fiber [23]. An addition of 0.6% of sisal fiber was found as optimum. Improved fiber soil mix enhances the function of soil by decreasing the crack potential

Natural reinforcements are more cost effective and eco-friendly than artificial geosynthetics. Reinforcing the soil with abundantly available, eco-friendly, and cost-efficient coir material, bamboo, jute, areca leaf and sisal fibers as geotextiles, geogrids, geocells prove to be a better way to increase the bearing capacity and shear strength of the weak soils. To enhance the lifespan, the preservatives that can be used are Oil type – coal tar creosote, Organic solvent – Copper and Zinc naphthalenates, Water soluble (leachable) – Boric acid, Borax, Zinc chloride, Water soluble (fixed) – Copper Chromium Arsenic composition (CCA), Copper Chrome Boric composition (CCB) and Acid Cupric Chromate (ACC).



Ms. Vijila Balakrishnan
Assistant Professor
Civil Engineering Department


John Smeaton

"Father of Civil Engineering"

Born in Leeds in 1724, John Smeaton was the first self-proclaimed Civil Engineer.

He designed bridges, canals, harbours and lighthouses and pioneered the use of hydraulic lime in concrete.

He was also a mechanical engineer and physicist - his lift and drag coefficient was used (and updated) by the Wright Brothers for the first powered flight.





THE POWER OF INTELLIGENT TRANSPORT SYSTEMS

Interest in the intelligent transportation system comes from problems caused by traffic congestion and a synergy of new information technology for simulation real time communications networks. Traffic congestion has been increasing worldwide as a result of increased motorization, urbanization, population growth and changes in population density. Congestion reduces efficiency of transportation infrastructure and increases travel time, air pollution and fuel consumption.

Interest in the intelligent transportation system comes from problems caused by traffic congestion and a synergy of new information technology for simulation real time and communications networks. Traffic congestion has been increasing worldwide as a result of increased motorization, urbanization, population growth and changes in population density. Congestion reduces efficiency of transportation infrastructure and increases travel time, air pollution and fuel consumption.

Intelligent Transport System is designed for the urban/state/private road transport organization. The system consists of a backend and a hardware component to provide an integrated solution for the driver console unit, electronic ticketing machine passenger information system and vehicle tracking system. Intelligent Transport System provides a single solution for transport companies to schedule and monitor buses with the help of advanced technologies such as GPS, Wi-Fi and GPRS. Intelligent Transport System facilitates better public transport services by considering the bus earnings, public safety and security.

The widespread adoption of autonomous and connected vehicles, facilitated by ITS, has the potential to significantly reduce accidents. Vehicles communicating with each other and with infrastructure can coordinate movements, identify potential hazards, and make driving safer. Autonomous vehicles, when integrated with ITS, can optimize traffic flow by

reducing congestion and improving the efficiency of transportation networks.

Future ITS implementations will likely involve smarter urban planning, incorporating technologies for optimized traffic signal control, smart parking systems, and intelligent transportation hubs, leading to more efficient and sustainable urban mobility. Integration of ITS with other smart city initiatives, such as energy management, waste disposal, and public safety, can result in more holistic and interconnected urban infrastructure. Indian Government is working to set up National Intelligent Transport systems (ITS) standards, ITS clearinghouse to design and adopt best ITS practices and Advanced Traffic Management System (ATMS).

ETC in India: Electric toll collection system which was started as a pilot project on Ahmedabad-Mumbai highway has now been expanded to pan India basis on major toll collection centres present on National Highways.

BRT Corridors: Pimpri-Chinchwad has planned BRT system comprising systems which tell its users, ETAs, vehicle tracking and automatic fare deduction, signal priority, etc

APMS: Advanced Parking Management System, implemented by NDMC in Lutyen's Delhi for efficient parking management. Now Palika bazar in Delhi's Connaught place can easily handle parking of 1050 four wheelers and 500 two-wheelers. And vacancy information can be accessed by users in real time on their smartphones apart from LED displays at various locations.

In conclusion, Intelligent Transport Systems represent a transformative force in the field of transportation, offering solutions to some of the most pressing challenges faced by modern cities. As technology continues to advance, the integration of ITS into our transportation networks will play a pivotal role in creating safer, more efficient, and sustainable urban environments. Governments, industries, and communities must work collaboratively to overcome challenges and embrace the potential of Intelligent Transport Systems for a smarter and more connected future.



Aardra Anil
S8 CE

SOLAR BUILDING

Solar building integration within civil engineering is a multidisciplinary approach aimed at maximizing the utilization of solar energy in the design, construction, and operation of buildings. It encompasses various techniques and technologies to harness sunlight efficiently for heating, cooling, lighting, and electricity generation, thereby reducing reliance on non-renewable energy sources and minimizing environmental impact.

Civil engineers play a pivotal role in the implementation of solar building integration projects. They collaborate with architects, environmental specialists, and energy engineers to incorporate solar technologies seamlessly into building designs. This collaboration begins during the conceptualization phase, where civil engineers analyze site characteristics, local climate conditions, and energy requirements to determine the most suitable solar strategies for the project.

One of the primary strategies employed in solar building integration is passive solar design. Civil engineers leverage building orientation, thermal insulation, shading devices, and thermal mass to optimize natural heating and cooling within the building envelope. By harnessing the sun's energy through passive means, buildings

can maintain comfortable indoor temperatures without excessive reliance on mechanical heating and cooling systems, leading to significant energy savings over the building's lifespan.

In addition to passive design strategies, civil engineers oversee the integration of active solar technologies, such as photovoltaic (PV) panels and solar thermal systems. PV panels, made up of semiconductor materials, convert sunlight directly into electricity, which can be used to power lighting, appliances, and other electrical loads within the building. Solar thermal systems, on the other hand, capture solar energy to heat water or air for space heating, domestic hot water, or industrial processes. Civil engineers ensure the proper sizing, placement, and integration of these systems into the building's structure and electrical infrastructure to optimize energy generation and efficiency.

Structural analysis and engineering are crucial aspects of solar building integration. Civil engineers evaluate the structural capacity of buildings to support the additional weight of solar panels and ensure their safe installation. This involves assessing factors such as roof load-bearing capacity, wind resistance, and seismic considerations to ensure structural integrity and compliance with building codes and standards.

Furthermore, civil engineers play a key role in project management and coordination throughout the construction process. They liaise with contractors, suppliers, and other stakeholders to oversee the installation of solar systems, monitor progress, and address any technical or logistical challenges that may arise.

Overall, solar building integration represents a sustainable approach to building design and construction, with civil engineers at the forefront of implementing these innovative solutions. By harnessing the power of the sun, they contribute to reducing carbon emissions, mitigating climate change, and creating more resilient and energy-efficient buildings for present and future generations.



Rajyeshwar R
S₄ CE





Anamika N
S4 CE

ADVANCED CONSTRUCTION TECHNIQUES

Advanced construction techniques encompass a range of innovative methods and technologies aimed at improving efficiency, sustainability, and safety in the construction industry. Some examples include:

IM allows for the creation and management of digital representations of buildings and infrastructure, facilitating better coordination and collaboration among project stakeholders. Prefabrication involves manufacturing building components off-site and assembling them on-site, reducing construction time, minimizing waste, and improving quality control. Additive manufacturing techniques enable the creation of complex building components directly from digital models, offering greater design flexibility and potentially reducing material waste. Incorporating sustainable materials, energy-efficient design, and renewable energy sources into construction projects helps minimize environmental impact and reduce long-term operating costs. Robots and automated machinery are increasingly used for tasks such as bricklaying, welding, and material handling, improving precision and productivity while reducing labor costs and safety risks. Innovative materials like carbon fiber, graphene, and self-healing concrete offer enhanced durability, strength, and performance compared to traditional building materials. AR and VR technologies are used for immersive visualization, training, and simulation purposes, allowing stakeholders to better understand and experience



construction projects before they are buildings. IoT sensors and devices can be integrated into buildings and construction equipment to monitor performance, optimize maintenance schedules, and enhance safety on construction sites.

By incorporating these advanced techniques into construction practices, projects can be completed more efficiently, sustainably, and safely, meeting the evolving demands of industry and society.

IOT FOR STRUCTURAL DAMAGE DETECTION


The integration of Internet of Things (IoT) technology with structural monitoring systems has opened up new avenues for detecting and assessing damage in various infrastructures. This report delves into the application of IoT in structural health monitoring (SHM) and outlines its benefits, challenges, and future prospects. Through a comprehensive review of existing literature and case studies, it highlights the effectiveness of IoT-enabled sensors in enhancing the accuracy, efficiency, and timeliness of damage detection processes.

Structural damage in buildings, bridges, and other infrastructures can compromise safety, increase maintenance costs, and disrupt operations. Traditional methods of structural health monitoring often lack real-time data collection and analysis capabilities, leading to delayed detection of damage. The emergence of IoT has revolutionized this field by enabling the continuous monitoring of structural parameters using wireless sensors. This report explores how IoT technology facilitates early detection and diagnosis of structural damage, paving the way for proactive maintenance and risk mitigation strategies.

IoT-enabled sensors are deployed strategically throughout structures to monitor various parameters such as vibration, strain, temperature, and humidity. These sensors collect data in real-time and transmit it wirelessly to a centralized database or cloud platform for analysis. Advanced algorithms and machine learning techniques are then employed to analyze the data and identify patterns indicative of damage or deterioration. By continuously monitoring structural behavior, IoT systems can detect anomalies at an early stage, allowing for timely intervention and preventive measures.

IoT sensors provide continuous monitoring, enabling the detection of damage as soon as it occurs. Early detection of damage allows for targeted repairs, minimizing repair costs and preventing catastrophic failures. IOT





systems generate vast amounts of data, which can be analyzed to gain valuable insights into structural behavior and performance over time. Cloud-based IoT platforms enable remote access to monitoring data, allowing engineers to assess structural health from anywhere in the world.

Despite its numerous benefits, the implementation of IoT-based structural health monitoring systems faces several challenges,

Which includes Ensuring the security and privacy of data transmitted by IoT sensors is critical to prevent unauthorized access or cyber-attacks. IoT sensors require power to operate, and ensuring reliable power sources in remote or inaccessible locations can be challenging Sensor Calibration: Maintaining sensor accuracy and calibrating sensors periodically is essential to ensure the reliability of monitoring data. Integrating IoT sensors with existing infrastructure and data management systems may require significant time and resources.

The future of structural health monitoring lies in the further advancement of IoT technology and the integration of emerging technologies such as edge computing, artificial intelligence, and digital twins. By leveraging these technologies, IoT-based monitoring systems can become even more robust, autonomous, and predictive, enabling proactive maintenance and enhancing the resilience of critical infrastructure.

IoT technology holds immense promise for revolutionizing structural health monitoring and damage detection processes. By harnessing the power of real-time data collection, analysis, and remote accessibility, IoT-based monitoring systems enable early detection of damage, proactive maintenance, and informed decision-making. Despite facing challenges, the continued advancement of IoT technology and its integration with other emerging technologies will drive significant improvements in the safety, reliability, and sustainability of infrastructure worldwide.



Abhijith K
S& CE



Diya C
S₈ CE

SELF-HEALING PAVEMENT: A SUSTAINABLE SOLUTION FOR INFRASTRUCTURE

Self-healing pavement technology is a groundbreaking innovation in civil engineering aimed at addressing the challenges of infrastructure maintenance and sustainability. Traditional pavements are susceptible to cracks and deterioration over time due to various factors like traffic loads, weathering, and aging. These issues lead to increased maintenance costs, safety hazards, and environmental impacts. However, with self-healing pavement, these problems can be mitigated, offering a long-lasting and eco-friendly solution.

The key principle behind self-healing pavement lies in incorporating materials capable of autonomously repairing cracks and damage. There are several approaches to achieve self-healing properties:

Microscopic capsules containing healing agents (e.g., rejuvenators, polymers) are embedded in the pavement mix. When cracks form, these capsules rupture, releasing the healing agents to fill the gaps and restore the pavement's integrity.

- Shape Memory Polymers (SMPs): SMPs have the ability to revert to their original shape when exposed to specific stimuli like heat. In self-healing pavements, SMPs are used to seal cracks by applying heat through induction or other methods.

- Bacteria-Based Healing: Certain bacteria or fungi can produce calcite or other materials that can fill cracks. These organisms are introduced into the pavement mix, activated when cracks occur, and promote healing.

Self-healing pavement offers numerous advantages:

Reduces maintenance costs by minimizing the need for frequent repairs and replacements.

Enhances pavement lifespan, improving road safety and performance.

Reduces material waste and environmental impact associated with conventional maintenance practices.

Minimizes traffic disruptions and inconveniences caused by road maintenance activities.

Despite its promising benefits, self-healing pavement faces challenges such as:

Ensuring compatibility of healing agents with pavement materials and performance requirements.

Assessing the long-term effectiveness and durability of self-healing mechanisms under various environmental conditions.

Developing standardized testing methods and guidelines for evaluating self-healing pavement performance.

Looking ahead, ongoing research and development are focused on addressing these challenges and further enhancing the viability and scalability of self-healing pavement technologies.

Self-healing pavement represents a paradigm shift in infrastructure sustainability and resilience. By integrating innovative materials and technologies, it offers a viable solution to the challenges faced by traditional pavements. Continued advancements and implementation of self-healing pavement systems will contribute significantly to building robust, cost-effective, and eco-friendly transportation networks globally.



EMBRACING THE FUTURE: THE ROLE OF ARTIFICIAL INTELLIGENCE IN CIVIL ENGINEERING

Civil engineering, a field pivotal to human progress, is undergoing a remarkable transformation propelled by Artificial Intelligence (AI) technologies. As we stand at the precipice of this technological revolution, the integration of AI promises to redefine how civil engineering projects are conceived, executed, and maintained. By harnessing the power of AI, civil engineers can tackle increasingly complex challenges with unprecedented efficiency and precision, paving the way for groundbreaking innovations in infrastructure development. AI, a branch of computer science, mimics human intelligence to solve complex problems, offering novel solutions in civil engineering. From evolutionary computation to neural networks, AI

encompasses a diverse array of technologies that empower engineers to address multifaceted issues inherent in civil engineering projects. By leveraging AI algorithms and learning systems, engineers can optimize structural designs, manage construction processes, and make informed

decisions, revolutionizing the traditional approaches to project management and problem-solving.

This article delves into the profound impact of AI on civil engineering, exploring its applications, benefits, and potential challenges. Through comprehensive analysis and case studies, we aim to shed light on how AI is reshaping the landscape of civil engineering, from enhancing efficiency to promoting sustainability and safety. By understanding the implications of AI integration, engineers can harness its full potential while navigating the ethical and regulatory considerations that accompany this transformative journey.

Civil engineering projects demand integration of various factors and expertise, where AI technologies like neural networks and expert systems provide solutions. In today's complex construction environment, AI serves as a strategic ally for civil engineers, enabling them to synthesize vast amounts of data and expertise to make informed decisions. Whether optimizing

structural designs or managing construction schedules, AI technologies empower engineers to overcome challenges and deliver superior results efficiently and effectively.

AI systems emulate human cognitive processes, enabling handling of intricate situations that traditional methods struggle with. By simulating human intelligence, AI systems can analyze complex data sets, identify patterns, and make predictions with remarkable accuracy. This capability is particularly valuable in civil engineering, where projects often involve numerous variables and uncertainties. Through AI-driven decision support systems, engineers can navigate ambiguous situations with confidence, ensuring the success of their projects.

AI enhances work efficiency and promotes knowledge sharing among team members, fostering collaboration and innovation. In the collaborative environment of civil engineering projects, AI serves as a catalyst for communication and creativity. By automating repetitive tasks and facilitating data exchange, AI systems enable engineers to focus on high-level problem-solving and innovation. This collaborative approach not only improves project outcomes but also fosters a culture of continuous learning and improvement within the engineering community.

AI-driven predictive maintenance ensures infrastructure longevity and safety, while generative design algorithms spur innovation. With AI-powered predictive maintenance systems, civil engineers can monitor the health of infrastructure assets in real-time, preemptively identifying potential issues and preventing costly downtime. Additionally, generative design algorithms leverage AI to explore a vast range of design possibilities, pushing the boundaries of creativity and innovation in civil engineering projects.

However, AI integration requires considerations such as data security, ethical deployment, and specialized training. As AI

becomes increasingly prevalent in civil engineering, it is essential to address ethical and regulatory concerns to ensure responsible deployment and use. This includes safeguarding sensitive data, ensuring transparency in AI decision-making processes, and providing engineers with the necessary training to effectively leverage AI technologies while upholding ethical standards.

The history of AI dates back to the 20th century, evolving from basic concepts to sophisticated models like GPT-3 and DALL-E. From the pioneering work of early AI researchers to the development of state-of-the-art models, the history of AI is marked by a continuous quest for greater understanding and capability. Today, AI stands at the forefront of technological innovation, poised to revolutionize industries and transform society in profound ways.

AI is categorized based on capabilities ranging from specific task-oriented systems to theoretical superintelligence, impacting various industries. The classification of AI into categories such as Narrow AI, General AI, and Superintelligence reflects the diverse range of capabilities and applications within the field. From specialized AI systems that excel at specific tasks to theoretical models that surpass human intelligence, AI technologies are reshaping industries and driving unprecedented advancements in technology.

Its functionalities include machine learning, deep learning, natural language processing, robotics, and more, prompting ethical discussions. AI encompasses a wide range of functionalities and applications, each with its unique implications for society and ethics. From machine learning algorithms that analyze data patterns to robotic systems that automate physical tasks, AI technologies raise important questions about privacy, bias, and accountability that must be addressed as they become more integrated into everyday life.

In civil engineering, AI optimizes processes, enhances efficiency, and contributes to

sustainability by minimizing resource wastage. By leveraging AI algorithms and data analytics, civil engineers can optimize construction processes, streamline project management, and minimize environmental impact. From reducing material waste to optimizing energy consumption, AI-driven solutions play a crucial role in promoting sustainability and responsible development in the field of civil engineering.

Real-time monitoring and predictive analytics bolster safety protocols, reducing accidents and ensuring infrastructure resilience. With AI-powered monitoring systems, civil engineers can detect potential safety hazards in real-time, allowing for proactive intervention and mitigation. Additionally, predictive analytics enable engineers to anticipate maintenance needs and identify potential failure points, ensuring the long-term resilience and safety of infrastructure assets.

AI techniques such as Evolutionary Computation and Neural Networks enable structural optimization and traffic management. These advanced AI techniques empower civil engineers to tackle complex challenges in structural design, traffic flow optimization, and urban planning. By harnessing the power of AI algorithms, engineers can optimize infrastructure designs for efficiency, safety, and sustainability, driving innovation and

Civil engineers leverage diverse AI methodologies to tackle multifaceted challenges, driving innovation and progress in the industry. From evolutionary computation to fuzzy logic, AI offers a diverse toolkit for addressing complex problems in civil engineering. By integrating these diverse AI methodologies, engineers can develop comprehensive solutions that optimize performance, minimize risk, and enhance sustainability in civil engineering projects.

The integration of AI in civil engineering marks a significant leap forward, shaping a more efficient, resilient, and sustainable built environment. As AI technologies continue to

advance, they hold the potential to revolutionize every aspect of civil engineering, from design and construction to maintenance and management. By harnessing the power of AI, civil engineers can create infrastructure that is not only efficient and resilient but also environmentally sustainable, paving the way for a brighter future for generations to come.

This transformative journey underscores the importance of responsible development, where technological innovation aligns with ethical considerations. As AI becomes increasingly integrated into civil engineering projects, it is essential to prioritize responsible development practices that prioritize transparency, fairness, and accountability. By addressing ethical and regulatory concerns, engineers can ensure that AI technologies are deployed in a manner that benefits society while minimizing potential risks and negative impacts.

Ultimately, AI empowers civil engineering to meet the evolving demands of society while championing sustainability and innovation. By embracing AI technologies, civil engineers can unlock new opportunities for creativity, efficiency, and resilience in infrastructure development. From optimizing construction processes to enhancing safety protocols, AI-driven solutions



Pradul P
S₈ CE

EARTHSHIP

An Earthship is a sustainable home designed to minimize its environmental impact while providing comfortable living conditions. These homes are typically built using recycled materials such as tires, bottles, and cans, which help reduce waste and carbon emissions. Earthships are also designed to be self-sufficient, incorporating features like passive solar heating, rainwater harvesting, and on-site sewage treatment. With their focus on renewable energy sources and efficient design, Earthships represent a forward-thinking approach to sustainable living that can inspire eco-friendly solutions for housing needs worldwide.

Earthships have been evolving for more than 40 years with home designs that can exist in harmony with the environment. Reynolds receives credit as the mastermind behind the concept of Earthships. Reynolds's vision has involved redefining architecture to build homes that need no energy or very little energy, both during the construction process and after. The name "Earthship" was created for these homes because they are self-sustaining structures. This means that they use renewable sources of energy such as the sun, wind, and water to power the home.



Earthships contain both recycled and natural materials, earning them the label of "carbon-zero" homes. Contractors scour landfills to find suitable building materials for constructing Earthships. Materials such as discarded tires, aluminum cans, and glass and plastic beverage bottles have been collected for use in building Earthships. Mixing old tires with compacted soil creates an exceptionally strong material suitable for outer walls and load-bearing interior walls. Aluminum cans may be the main material used to construct other interior walls. These homes even utilize discarded panels from appliances such as washing machines and refrigerators in their construction. In addition, Earthships are built to coexist with and integrate into their surrounding natural environment.



These homes have a soil thermal wrap around them, which helps regulate the interior temperature of the homes. Earthships often have at least two sides that are built into the earth. The roof design of Earthships enables harvesting of rainwater to divert into the home. After filtering the rainwater, homeowners can use it for laundry or cleaning.


Earthships are independent structures, producing the power needed for their heating, cooling, water generation, water heating, sewage, lighting, and general electricity. With the installation of special organizing modules that collect energy from the sun and wind, Earthships save this energy for use in the home. Special batteries will hold the energy until the home needs it for heating or cooling, for example. The batteries will also use the energy for other processes in the home, such as operating a washing machine, kitchen appliances, and electrical devices. After collection of rainwater in cisterns, a special water organizing module filters and pumps the water into a pressurized tank for use in the home.



Swathi K
S₈ CE

1. I carry a heavy load, but never complain. I connect faraway lands, and shorten journeys. I am a vital artery of commerce and industry. What am I?
2. I stand tall and strong, defying gravity and the elements. I shelter countless people from the world outside, and witness their lives unfold within my walls. What am I?
3. So tell me, what am I, standing tall and proud, A guardian of slopes, never too loud?
4. I am a silent sentinel, guarding the city from the rising tide. I stand strong against the waves, protecting those who live within. What am I?
5. I provide power to the land, And water to the thirsty ground, But if my grip should ever break, Destruction would abound. What am I?
6. I stand tall and strong, unseen below, Supporting giants with a silent flow. Driven deep, I grip the earth's embrace, A hidden anchor in a concrete space. What am I?
7. I have three eyes, but cannot see, I speak in colors, not with glee. I halt the rush, I start the flow, My silent words, all drivers know. What am I?
8. I weave a silent web beneath the ground, Unseen, unheard, yet strength abound. From slopes I hold, to roads I mend, My hidden grip, a silent friend. What am I?
9. Salt and water, my loyal friends, They join my dance, where nothing mends. I am the whisper, the slow decline, The sculptor of ruin, the master of time. What am I?
10. I twist and turn, a ribbon unfurled, Across the land, a story unfurled. No legs I have, but onward I crawl, Connecting cities, big and small. What am I?

Answers:
1. Bridge 2. Building 3. Retaining wall 4. Sea wall 5. Dam 6. Pile
7. Traffic light 8. Geosynthetics 9. Corrosion 10. Roads





EARTHQUAKE RESISTANT BUILDING

Earthquake-resistant building design involves incorporating various structural and architectural features to mitigate damage and ensure the safety of occupants during seismic events.

Here are some key principles: Buildings should be anchored on strong foundations that can withstand the forces exerted by earthquakes. Deep foundations, such as piles or caissons, are often used in areas prone to seismic activity. Reinforced concrete and steel are commonly used materials for earthquake-resistant construction. Reinforcement bars (rebars) are embedded within concrete to enhance its strength and ductility, enabling the structure to flex without collapsing. Buildings should be designed with flexibility in mind to absorb and dissipate seismic energy. Techniques such as providing movement joints, shear walls, and flexible floor diaphragms help distribute forces and prevent concentrated damage. Damping systems, such as tuned mass dampers or viscous dampers, can be installed to absorb and dissipate seismic energy, reducing the building's response to ground motion. Base isolation involves decoupling the building from the ground by placing flexible bearings or isolators between the foundation and superstructure. This technique reduces the transmission of

seismic forces to the building, protecting it from damage. Redundancy in structural design ensures that the failure of one component does not lead to catastrophic collapse. Multiple load paths and redundant support systems enhance the building's resilience against seismic forces. Engineers conduct detailed seismic hazard assessments and site-specific analyses to determine the potential ground motions and design appropriate earthquake-resistant measures tailored to the specific location and soil conditions. Regular inspections and maintenance of seismic-resistant buildings are essential to ensure that structural elements remain intact and functional over time, enhancing their long-term resilience. By implementing these earthquake-resistant design principles, buildings can better withstand seismic forces and minimize the risk of damage and loss of life during earthquakes.



Sruthi S
S₄ CE



ERGONOMICS IN CONSTRUCTION INDUSTRY

Construction is a field of work that is very physically demanding. The work can be performed at different sites ranging from buildings and highways to demolition sites and tunnel excavations. Individuals on the job operate a variety of tools making the job quite hands on. Many construction workers have to control machines, move heavy objects, repair equipment, monitor processes as well as work overtime for the completion of work. This job requires an individual who has great manual power, dexterity as well as the ability to think quickly and intelligently. Since construction jobs are so dangerous compared to other jobs, it affect physically on a person's body, and lead to injuries. This is more exasperated by its labour intensive nature and also the low level of mechanization. Therefore it is important for employers to provide a safe working for their wellbeing. Protecting the safety and health of construction workers is challenging

due to diversity and dynamic features of construction industry. As far as a human being was considered safety, comfort, physical and mental wellbeing are important. Traditionally, people have been adaptive to workplaces and working environment but there is remarkably less attention given on how to fit workers to such workplaces. The increasing numbers of injuries caused by repetitive motion, awkward postures and use of excessive force has become an important factor in workplace safety. With increasing development of the construction process, still building workers seem to be constantly exposed to unfavorable ergonomic challenges by its wide range of activities. Construction is ergonomically hazardous, whose works typically require the adopting of awkward postures, frequent bending and twisting of body, lifting of heavy materials, manual handling of heavy loads, working below the knee level, working above

shoulders height, staying in one position for a long period, pushing and pulling of loads. This can result in injuries or related problems involving the tendons, muscles, or nerves. The highest worker injury and fatality rates make construction industry an extreme risk sector in regard to Work-Related Musculoskeletal Disorders (WMSDs). Because of work types involved, WMSDs are one of the leading causes of occupational injuries in the construction industry. Here comes the importance of ergonomics. Ergonomics is a science discipline which is concerned with understanding the relationship between humans and social-technical system elements. In larger scope, ergonomics examines human behavioral, physiological and psychological capabilities and limitation. The goal of ergonomics is to achieve a balance between work tasks and the worker that will optimize productivity and, at the same time, preserve the safety and health of the employee. Ergonomic risk factors are characteristics of a job that contribute to the creation of ergonomic stress on the body that may be mental or physical. Generally, the greater the exposure to a single risk factor or combination of risk factors, the greater the probability of an ergonomic injury or illness. The goal of ergonomics is to reduce the risk of MSDs and to provide the best fit between the worker and job conditions. Ergonomic resolutions have contributed to preventing injuries and facilitate safety and health practices for the construction workers. Adequate ergonomic design and solutions can prevent and reduce the risk of musculoskeletal disorders (MSDs). Every organization should assess the ergonomic hazards on its job sites, based on the scope of work, injury history, and work practices. Some of the most common ergonomics

methods for stress management focus on physical stress assessment using musculoskeletal posture analysis. Despite the mental stress of the employees also has to be considered. Employees' moods, emotions and overall dispositions have an impact on job performance, decision-making, creativity, turnover, teamwork, negotiations and leadership.

Ergonomics is the way you use your body to work and fit the job or task to you to reduce your risk of injury. Ergonomics are related to human abilities, human limitations, human characteristics, work tasks, job environment, tools, equipments and materials. Ergonomics, as defined by the Board of Certification for Professional Ergonomists (BCPE), "is a body of knowledge about human abilities, human limitations and human characteristics that are relevant to design". Ergonomic design "is the application of this body of knowledge to the design of tools, machines, systems, tasks, jobs, and environments for safe, comfortable and effective human use"

There are several control factors to be taken into consideration to the implementation of ergonomic solution and reduction in the ergonomics risk factors on site such as through enhancing communications and improving ergonomics workplace design. Proper management control, training, education for the employees, written ergonomic programs, safety management, guidance communication reduces ergonomic risk. Many problems in health and safety arise due to poor communication. Therefore, it is important for team leaders and supervisors to engage in actions which demonstrate support for workers to facilitate positive exchange relationships, encouraging employees to raise safety concerns. Verbally communicate the importance of ergonomics as the means to a safe, healthy and efficient workplace.

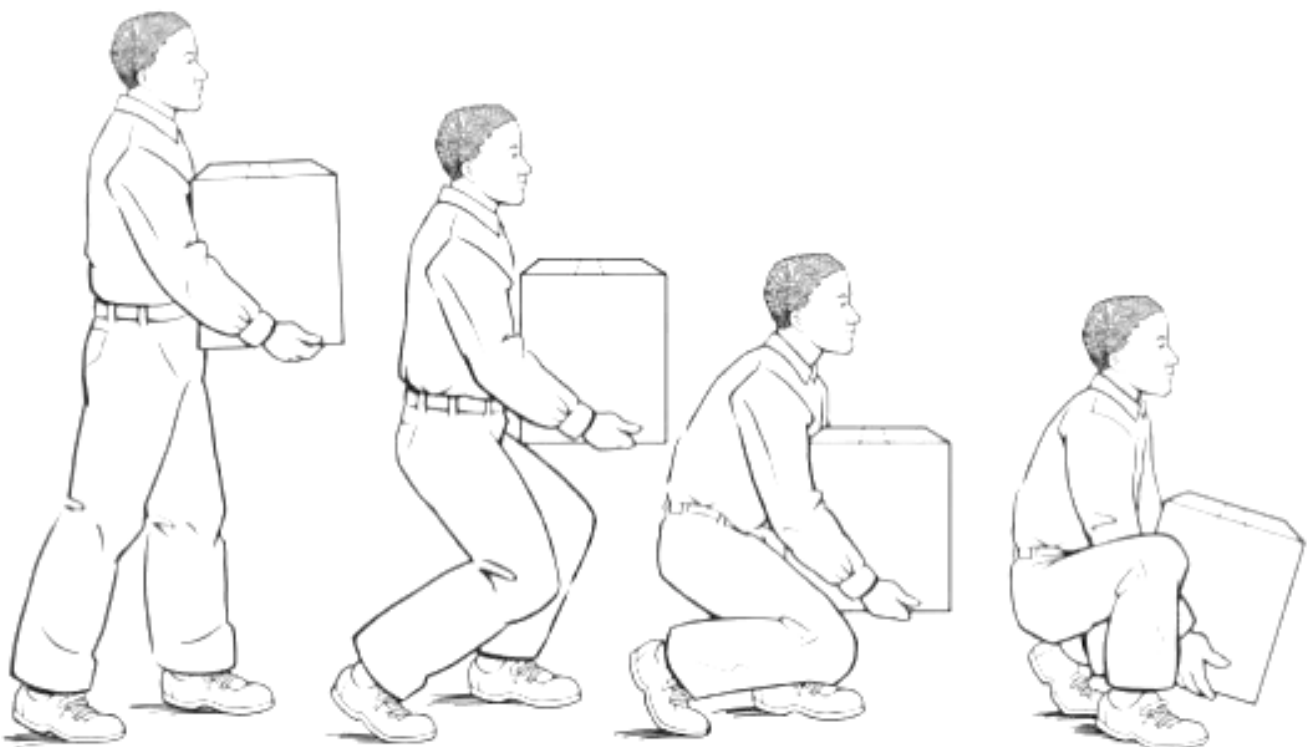
The ergonomic practices consist of:-

1. Workstation design: Should be designed to accommodate the population that will be assigned to the workstation. The design should fit all sizes of worker.
2. Work method design: Static, awkward and extreme postures, repetitive movements, and excessive forces should be minimized. The strength and endurance requirements of the jobs should be within the workers' abilities.
3. Tool and handle design: Ergonomically designed tools and handles can reduce the risk of cumulative trauma disorders (CTDs). Various sizes of tools should be provided for a proper fit rather than one size fits all. Special purpose tools should be used where needed for certain jobs.
4. Providing rest breaks to recover from work-induced fatigue.
5. Increase the number of employees assigned to a task to distribute the overall load over a larger number of individuals.
6. Establishing an effective mechanism to ensure that facilities, equipment and tools are well maintained.

The ergonomic approach to workplace design must be recognized at the earlier stage and be considered as one of the most essential factors in designing a workplace. Suitable design will be the most effective and it is the first choice for controlling sources of workplace stress.



Manasa Mukundan
Assistant Professor
Civil Engineering Department



“your work may be only to sweep a railway crossing, but it is your duty to keep it so clean that no other crossing in the world is as clean as yours.”



Bharat Ratna Sir Mokshagundam Visvesvaraya (1861-1962), widely known as Sir MV, was a distinguished and India's pioneer civil engineer, statesman, and scholar. He held the position of Dewan of Mysore from 1912 to 1918, and for his outstanding contribution, he is known as the Father of Modern Mysore.

DESIGNING EFFICIENT SURFACE AERATORS FOR SUSTAINABLE WASTEWATER TREATMENT

Introduction:

Wastewater treatment is a critical process for preserving environmental quality and safeguarding public health. Among the various components of wastewater treatment systems, surface aerators play a pivotal role in enhancing treatment efficiency. This article explores the design considerations and applications of surface aerators in wastewater treatment, focusing on the importance of efficient design for sustainable wastewater management.

The Role of Surface Aerators:

Surface aerators are mechanical devices used to introduce oxygen into wastewater, facilitating aerobic biological processes that degrade organic pollutants. By agitating the water surface, surface aerators enhance

oxygen transfer and mixing, promoting the growth of aerobic microorganisms responsible for breaking down organic matter. Additionally, surface aerators help control odors and prevent the formation of anaerobic conditions, which can lead to the production of malodorous gases such as hydrogen sulfide.

Design Considerations:

Designing surface aerators requires careful consideration of various factors to ensure optimal performance and efficiency. Key design parameters include the size and type of the wastewater treatment system, hydraulic conditions, oxygen requirements, and environmental considerations. Factors such as wastewater flow rates, oxygen demand, and mixing requirements influence the selection of appropriate aerator types and



configurations.

Aerobic Treatment Processes:

Surface aerators are integral components of several aerobic treatment processes commonly used in wastewater treatment plants. These include activated sludge systems, oxidation ditches, and lagoon systems. Each treatment process has specific design requirements tailored to its operational objectives and treatment goals. For example, oxidation ditches may utilize high-speed surface aerators for efficient oxygen transfer and mixing, while lagoon systems may employ low-speed surface aerators for gentle agitation and aeration.

Innovations and Advances:

Recent advancements in surface aerator technology have focused on improving energy efficiency, performance, and reliability. Computational fluid dynamics (CFD) modeling has enabled engineers to optimize aerator designs for enhanced oxygen transfer and mixing efficiency. Advanced materials, such as corrosion-resistant alloys and composite materials, have extended the service life of surface aerators in harsh wastewater environments. Smart control systems and automation technologies have also been implemented to optimize aerator operation and minimize energy consumption.

Challenges and Future Directions:

Despite the benefits of surface aerators, challenges such as fouling, maintenance requirements, and fluctuating operating conditions persist. Addressing these challenges requires ongoing research and innovation in aerator design and operation. Future directions include the development of self-cleaning aerator systems, advanced sensor technologies for real-time monitoring, and integration with renewable energy sources for sustainable operation.

Conclusion:

Efficient design of surface aerators is essential for achieving sustainable wastewater treatment and environmental stewardship. By considering key design parameters and leveraging technological advancements, civil engineers can develop innovative aerator solutions that optimize treatment performance, minimize environmental impact, and contribute to the advancement of wastewater management practices. In conclusion, surface aerators play a vital role in wastewater treatment systems, and their efficient design is crucial for sustainable wastewater management. Through ongoing research and innovation, civil engineers can continue to improve aerator design and performance, ultimately contributing to the protection of our environment and public health.



Mohammed Shahabas T
S₆ CE

ENGINEERING MODELING OF EARTHQUAKE SOURCES: UNDERSTANDING THE DYNAMICS BENEATH THE SURFACE

Introduction:

Engineering modeling of earthquake sources involves using mathematical and computational techniques to simulate the dynamics beneath the Earth's surface during an earthquake. This typically includes analyzing factors such as fault geometry, material properties, stress distribution, and fault slip behavior to better understand earthquake mechanisms and potential ground shaking effects. Various methods such as finite element analysis, boundary element method, and discrete element modeling are employed to simulate earthquake processes and predict ground motion patterns. Earthquakes, among nature's most powerful and unpredictable phenomena, present significant challenges for engineers and scientists seeking to understand their origins and mitigate their impact. Central to this endeavor is the modeling of earthquake sources, which involves simulating the complex processes that occur beneath the Earth's surface during seismic events. By employing advanced engineering models, researchers can gain insights into the dynamics of earthquake sources, enabling more accurate hazard assessments, improved building designs, and enhanced disaster preparedness measures.

Seismic Source Modeling:

Seismic source modeling encompasses a diverse array of techniques and methodologies aimed at characterizing the rupture process along fault lines, the propagation of seismic waves, and the distribution of ground shaking during earthquakes. One of the primary approaches used in engineering modeling is finite element analysis (FEA), which discretizes the Earth's crust into a mesh of interconnected elements and simulates the behavior of materials under stress and strain.

Through FEA, researchers can investigate how stress accumulates along fault lines, how faults slip and rupture during earthquakes, and how seismic waves propagate through the Earth's crust.

Another commonly employed method is the boundary element method (BEM), which focuses on modeling the interaction between different geological structures, such as faults, rock formations, and sedimentary basins. By representing these structures as mathematical boundaries, BEM enables researchers to study the effects of geometric complexities on earthquake dynamics and ground motion.

Furthermore, researchers utilize physics-based models, such as dynamic rupture models and kinematic source models, to simulate the initiation, propagation, and termination of seismic ruptures. These models incorporate principles of mechanics, thermodynamics, and seismology to capture the intricate processes that govern earthquake generation and propagation.

Applications and Implications:

Engineering modeling of earthquake sources has wide-ranging applications across various domains, by accurately simulating earthquake scenarios, engineers can assess the potential impact of seismic events on buildings, bridges, and other critical infrastructure, guiding the development of robust design standards and retrofitting strategies.

1. **Seismic Hazard Assessment:** Engineers use the model to assess the potential ground shaking at a site, which informs building codes and standards for earthquake-resistant construction.

2. **Structural Design:** Engineers incorporate information from the model to design buildings, bridges, dams, and other structures that can withstand the expected ground motions during an earthquake.

3. **Risk Analysis:** By understanding the characteristics of earthquake sources, engineers can analyze the vulnerability of infrastructure and communities to seismic events, helping to prioritize resources for mitigation efforts.

4. **Emergency Response Planning:** The model informs emergency response plans by predicting the extent of damage and aiding in the allocation of resources for search, rescue, and recovery operations.

5. **Insurance and Policy Making:** Insurance companies and policymakers use the model to assess the risk of earthquakes and establish premiums, regulations, and policies related to construction and land use in seismically active regions.

Overall, the engineering model of earthquake source enables informed decision-making to reduce the impact of earthquakes on society and enhance resilience to seismic events.

Additionally, seismic source modeling contributes to the advancement of earthquake early warning systems, which provide timely alerts to individuals and organizations in earthquake-prone regions. By integrating real-time seismic data with predictive models, these systems can rapidly assess the severity of an earthquake and alert affected communities, allowing them to take protective actions and minimize casualties.

Challenges and Future Directions:

Challenges in engineering modeling of earthquake sources include accurately

capturing the complex and nonlinear behavior of fault systems, incorporating uncertainties in input parameters, and improving computational efficiency for large-scale simulations. Addressing these challenges requires interdisciplinary collaboration, innovative methodologies, and advances in computational infrastructure.

Future directions may involve integrating advanced machine learning techniques to enhance model predictions, developing more sophisticated models for simulating multi-fault interactions and dynamic rupture processes, and expanding the use of high-performance computing resources to tackle larger and more detailed simulations. Additionally, there's a growing focus on incorporating geological and geophysical data to improve the realism of models and enhance our understanding of earthquake dynamics beneath the surface. And also there is a growing emphasis on integrating probabilistic approaches and uncertainty quantification methods into seismic hazard assessments to provide more robust risk estimates.

Conclusion:

Engineering modeling of earthquake sources represents a critical frontier in the field of earthquake science and engineering, offering insights into the fundamental processes that govern seismic activity and its impacts on society. By leveraging advanced computational tools and interdisciplinary approaches, researchers can enhance our understanding of earthquake dynamics, inform risk mitigation strategies, and ultimately contribute to the resilience of communities in earthquake-prone regions.



Keerthana P
S₆ CE

NOISE CONTROL OF BUILDINGS

Noise control in buildings is a critical aspect of architectural and environmental design aimed at minimizing unwanted sound and ensuring optimal acoustic conditions within indoor spaces. Excessive noise can have detrimental effects on human health, comfort, and productivity, making effective noise management essential for creating pleasant and functional living, working, and recreational environments.

The key objectives of noise control in buildings include:

Noise Reduction: This involves minimizing the transmission of external noise into indoor spaces and controlling internal sources of noise to achieve desired sound levels. External noise sources such as traffic, construction, or industrial activities can be attenuated through various architectural and engineering measures.

Soundproofing and Insulation: Building components like walls, windows, doors, and floors can be designed and constructed with sound-absorbing and sound-blocking materials to reduce the transmission of airborne and impact noise between different spaces.

Acoustic Design: By considering room layout, surface finishes, and furniture arrangements, architects can optimize room acoustics to enhance speech intelligibility, music quality, and overall comfort within specific areas like theaters, offices, and classrooms.

HVAC and Mechanical Systems: Heating, ventilation, and air conditioning (HVAC) systems can contribute to indoor noise levels. Proper selection and maintenance of HVAC equipment can significantly reduce operational noise and improve overall indoor environmental quality.

Building Codes and Regulations:

Compliance with local building codes and standards related to noise control ensures that construction projects meet acceptable noise levels and protect occupants from environmental noise pollution.

Effective noise control strategies often require a multidisciplinary approach involving architects, engineers, acousticians, and building owners. By integrating noise control measures during the design and construction phases, buildings can achieve optimal acoustic performance, contributing to improved occupant comfort, health, and well-being.

Architectural Design:

Layout and Zoning: The layout of a building should consider noise-sensitive areas such as bedrooms, offices, and classrooms, placing them away from noisy sources like roads or mechanical rooms. Zoning can segregate noise-intensive areas from quiet spaces, minimizing transmission of noise between different building functions.

Room Orientation: Orienting rooms away from noise sources like highways or airports can reduce direct exposure to external noise. For instance, placing bedrooms on the quieter side of a building can enhance sleep quality.

Soundproofing: Designing walls, floors, and ceilings with soundproofing materials helps in reducing airborne and impact noise transmission between rooms or from outside. Double-wall constructions, resilient channels, and dense insulation materials are common techniques.

Materials and Technologies:

Windows and Doors: Using double or triple glazed windows with air gaps helps in reducing external noise infiltration.

Weather-stripping around doors also prevents sound leaks.

Flooring: Carpeting or resilient underlayments can absorb impact noise and reduce footstep sounds. Floating floors with acoustic underlay can isolate rooms from noise generated in other parts of the building.

Acoustic Panels: Installing acoustic panels on walls or ceilings in common areas can absorb sound waves, reducing reverberation and overall noise levels.

HVAC Systems: Proper design and placement of heating, ventilation, and air conditioning systems can minimize noise transmission through ducts and openings. Use of silencers and vibration isolation mounts can further reduce HVAC noise.

Building Envelope: A well-insulated and sealed building envelope minimizes both outdoor and indoor noise penetration. High-quality insulation materials in walls, roofs, and floors contribute significantly to noise reduction.

Regulatory and Standards Compliance:

Building Codes: Adhering to local building codes and regulations related to noise control ensures that buildings meet minimum requirements for acoustic performance.

Occupational Health Guidelines:

Considering guidelines from occupational health bodies regarding noise exposure limits in workplaces helps in designing spaces that promote occupant well-being.

In conclusion, noise control in buildings is a multifaceted endeavor that requires a comprehensive approach integrating design, materials, technology, and behavioral considerations. By addressing noise at its source, implementing effective building design strategies, utilizing soundproofing materials and advanced technologies, and adhering to regulatory standards, buildings can significantly mitigate the impact of noise on occupants.

Successful noise control not only enhances comfort and well-being but also contributes to improved productivity and overall quality of life. It is essential for architects, engineers, developers, and occupants to collaborate and prioritize noise control measures during the design, construction, and operation phases of buildings. With careful planning and implementation, buildings can provide quieter and more conducive environments that promote health, productivity, and satisfaction for everyone within them.



Kavya A
S₆ CE



Suryananda N K
S₈ CE

AAKRITI 2023 TECHFEST



The Department of Civil Engineering, in association with "SATTVA", successfully organized the inter-college tech fest "AAKRITI 2K23", a two-day event showcasing the innovative ideas and projects of aspiring civil engineers. The event, held on April 27th and 28th, 2023, attracted a large number of students.

The fest kicked off with an inaugural ceremony that set the tone for the days ahead. The event was inaugurated by chief guest Sindhu T. V., Asst. Executive Engineer, Inland Navigation Sub-Division Office, Kannur.





CIVIL 2019-23 BATCH



HIGH RISE BUILDINGS

High-rise buildings, towering marvels of modern architecture, symbolize the aspirations and achievements of urban civilizations worldwide. These towering structures, often reaching dizzying heights, have reshaped skylines and lifestyles, marking a significant shift in urban living patterns. Firstly, high-rise buildings address the perennial challenge of urban sprawl by maximizing land use efficiency. In densely populated areas where space is at a premium, construction vertically rather than horizontally becomes imperative. High-rises offer a solution by accommodating many people or businesses within a relatively small footprint, thus conserving valuable land resources. Moreover, high-rise buildings facilitate economic growth by creating concentrated hubs of commercial, residential, and mixed-use spaces. These towering edifices serve as epicenters for business activities, housing corporate offices, retail outlets, and hospitality establishments. Concentrating these functions vertically fosters connectivity, efficiency, and synergy, driving economic productivity and innovation. Additionally, high-rise buildings contribute to environmental sustainability by promoting compact urban development. By clustering diverse activities within a confined area, they reduce the need for long commutes, thereby curbing carbon emissions and alleviating traffic congestion. Furthermore, modern high-rise designs incorporate energy-efficient technologies, such as green roofs, solar panels, and advanced insulation systems, minimizing environmental impact and enhancing resilience against climate change. However, the proliferation of high-rise buildings also presents challenges and considerations. Chief among these is the need for robust urban planning and infrastructure to support vertical growth. Adequate transportation networks, utility services, and public amenities are essential to sustainably accommodate the influx of residents and businesses in high-rise

developments. Furthermore, high-rise living poses unique social and psychological dynamics. Vertical communities necessitate thoughtful design interventions to foster a sense of belonging, promote social interaction, and mitigate feelings of isolation or anonymity often associated with high-density living environments. In conclusion, high-rise buildings epitomize the ingenuity and ambition of urban development, offering solutions to the spatial, economic, and environmental challenges of modern cities. While their proliferation requires careful planning and management, high-rise buildings hold immense potential to shape vibrant, sustainable, and inclusive urban landscapes for generations to come.


Here are some additional points to consider regarding high-rise buildings:

Iconic Landmarks: High-rise buildings often become iconic landmarks, defining the identity and character of cities. From the Empire State Building in New York City to the Burj Khalifa in Dubai, these architectural marvels draw tourists and serve as symbols of progress and innovation.

Mixed-Use Developments: Many modern high-rise buildings are designed as mixed-use developments, integrating residential, commercial, and recreational spaces within a single structure. This integration enhances convenience, promotes walkability, and creates vibrant, 24/7 urban environments.

Vertical Farming: With the global population on the rise and arable land becoming scarce, high-rise buildings offer opportunities for vertical farming. By incorporating agricultural spaces into their design, these structures can contribute to local food production, reduce transportation distances, and enhance food security.

Resilience and Disaster Preparedness:



High-rise buildings must adhere to stringent safety standards to withstand natural disasters such as earthquakes, hurricanes, and fires. Advanced engineering techniques, robust construction materials, and state-of-the-art safety systems are employed to ensure the resilience of these structures and the well-being of their occupants.

Affordable Housing: While luxury condominiums often dominate the narrative surrounding high-rise living, there is increasing recognition of their potential to address the affordable housing crisis. High-rise developments can incorporate mixed income housing units, providing accessible accommodation options in prime urban locations.

Urban Skyline Dynamics: The construction of high-rise buildings alters the visual landscape of cities, influencing urban skyline dynamics and aesthetic perceptions. Architects and urban planners must consider the visual impact of these structures on their surroundings, balancing innovation with respect for historical context and cultural

heritage.

Challenges of Vertical Transportation: As buildings reach greater heights, vertical transportation systems such as elevators become critical components of their functionality. Innovations in elevator technology, including high-speed elevators and destination dispatch systems, are essential to efficiently move occupants within these tall structures.

Sustainable Design Practices: Sustainable design principles are increasingly integrated into the planning and construction of high-rise buildings. Passive design strategies, such as natural ventilation and day lighting, along with the use of eco-friendly materials and renewable energy sources, help minimize environmental footprint and enhance occupant comfort. By addressing these diverse aspects, high-rise buildings continue to shape the urban landscape, driving innovation, fostering connectivity, and redefining the way we live, work, and interact in cities around the world.



Fathima Rincy K P
S₈ CE



Rishal P M
S₈ CE







Anagha M
S₈ CE



Aswanth Anish
S₆CE







AMPHIBIOUS CONSTRUCTION: INNOVATING FLOOD-RESILIENT ARCHITECTURE

Amphibious construction represents a groundbreaking approach to building design and urban development in regions vulnerable to flooding. By integrating principles of buoyancy, flexibility, and adaptability, amphibious buildings offer a viable solution to mitigate the impacts of rising sea levels and increasing flood risks due to climate change. This comprehensive overview delves into the core concepts, components, benefits, and real-world applications of amphibious construction.

Core Concepts of Amphibious Construction

- 1. Buoyancy and Ballast:** Amphibious buildings are engineered to float during flood events, relying on buoyant materials or air-filled chambers integrated into their foundations. Ballast systems are utilized to control the building's stability and prevent excessive movement, ensuring safety and functionality during flood conditions.
- 2. Elevation and Mobility:** Critical living spaces and utilities are strategically elevated above anticipated flood levels, safeguarding essential areas from water damage. Amphibious buildings may incorporate vertical mobility mechanisms, allowing them to rise along guideposts or columns as floodwaters rise.
- 3. Flexible Connections:** Utilities within amphibious buildings are equipped with flexible connections, including plumbing, electrical wiring, and HVAC systems. These flexible systems enable the building to adapt to flood conditions without compromising essential services.

4. **Anchoring and Stability:** While designed to float, amphibious buildings are anchored to the ground using guideposts, piles, or similar structures to maintain stability during normal and flood conditions. Anchoring systems ensure that the building remains in place and withstands the forces exerted by water movement.

Components of Amphibious Construction

1. **Foundation:** The foundation of an amphibious building is critical for providing buoyancy and stability. Foundations may incorporate buoyant materials such as expanded polystyrene (EPS) blocks or air-filled chambers to facilitate flotation during floods.

2. **Superstructure:** The superstructure comprises the above-ground components of the building, including walls, floors, and roofs. These elements are designed to be watertight and resilient, preventing water infiltration and structural damage during flood events.

3. **Utilities and Services:** Amphibious buildings require specialized utility systems designed to accommodate movement and flexibility. Flexible piping, wiring, and ductwork ensure continuous functionality without risking damage or disconnection during floods.

4. **Adaptation Mechanisms:** Amphibious buildings may incorporate mechanical or hydraulic systems to facilitate vertical movement in response to changing flood conditions. These adaptation mechanisms are essential for maintaining stability and functionality during dynamic flood events.

Benefits of Amphibious Construction

1. **Resilience:** Amphibious buildings are highly resilient to flood events, minimizing damage and disruption to occupants. They can withstand rising water levels without requiring extensive repairs or restoration efforts.

2. **Safety:** By elevating critical living spaces above flood levels, amphibious buildings enhance occupant safety during flood events. Residents can remain in their homes and access essential services even when surrounding areas are inundated.

3. **Sustainability:** Amphibious construction aligns with sustainable building practices by leveraging natural forces and minimizing environmental impact. These buildings contribute to adaptive and resilient urban development in response to climate change.

4. **Cost-Effectiveness:** While initial construction costs may be higher than conventional buildings, the long-term benefits of reduced flood damage and maintenance costs make amphibious construction economically viable. Amphibious buildings offer significant cost savings by minimizing flood-related losses and insurance claims.

Real-World Applications of Amphibious Construction

1. Amphibious Houses:

Residential homes are designed to float or rise with floodwaters while maintaining habitability and structural integrity.

Examples include the Amphibious House in Maasbommel, Netherlands, which showcases the effectiveness of amphibious architecture in flood-prone areas.

2. Amphibious Infrastructure:

Public buildings such as schools, hospitals, and community centers are designed to withstand and adapt to flood conditions. Amphibious infrastructure enhances community resilience and ensures continuity of essential services during floods.

3. Floating Villages and Communities:

Entire neighborhoods or settlements built on floating platforms or pontoons to address chronic flooding in low-lying areas. Floating villages demonstrate innovative approaches to urban planning and housing development in flood-prone regions.

Conclusion:

Amphibious construction represents a paradigm shift in urban development, offering practical solutions to mitigate flood risks and enhance community resilience. By embracing innovative design, sustainability principles, and adaptive technologies, amphibious buildings redefine the possibilities of flood-resistant architecture. Continued research, investment, and collaboration are essential to advancing amphibious construction and ensuring a sustainable future for flood-prone regions worldwide.



Sougandh R K
S₈ CE



Merely a human that all I was
Unaltered dream , all I had,
Narrow path was the only way back....
Had always lived two life.
Easy as an editor and embed all in studies.
Earning trust is not as easy it is...
Making it nothing like a lie but a fact.

~ Muhneem
S₆ CE



ADVANCED COLD PATCHING MATERIALS FOR POTHOLE REHABILITATION

Potholes, bowl-shaped cavities with steep edges of various sizes are one of the most common diseases of asphalt pavements. Conventional maintenance for the pothole can be divided into hot patching and cold patching. To quickly restore the serviceability of the pavement and increase traffic safety, Cold Patching Materials (CPMs) have recently emerged as the preferred option for pothole repair on asphalt pavements in cold and rainy weather. Although these materials are immediately usable, a critical issue is mechanical qualities and limited lifespan when compared to hot mix asphalt. Many strategies have been devised to enhance the cold asphalt emulsion mixtures' mechanical qualities. In this study, a comparative analysis of conventional asphalt based cold patching materials and the advanced cold patching is carried out and the best material is proposed.

Introduction:

The emergence of advanced cold patching materials represents a significant departure from traditional methods, offering a transformative approach to road maintenance. These innovative materials, ranging from polymer-modified asphalt mixes to fiber-reinforced formulations and

epoxy-modified compounds, promise heightened durability, flexibility, and superior adhesion. By addressing the multifaceted demands of modern transportation systems, they provide lasting solutions to the persistent challenges posed by potholes. Moreover, the integration of eco-friendly elements reflects a commitment to sustainability, aligning with global efforts to enhance infrastructure resilience in the face of climate change. This seminar serves as a pivotal platform for industry professionals, engineers, and researchers to delve into the complexities of these advancements. Through collaborative exploration and knowledge sharing, it seeks to pave the way for more durable, cost-effective, and environmentally conscious road maintenance strategies, ultimately shaping the future of pothole rehabilitation.

Potholes

A pothole, in the realm of transportation and infrastructure, represents a tangible manifestation of the dynamic and often harsh interplay between environmental factors and the stresses induced by vehicular traffic.

The formation of potholes is a multifaceted process, intricately woven with the intricate

dance of climate-induced phenomena and the mechanical forces exerted by countless vehicles traversing road surfaces.

This genesis unfolds as a narrative of wear and tear, with the initial chapter inscribed by the repetitive motion of wheels upon pavement. The constant pressure and impact of vehicular loads contribute to the creation of small cracks in the road surface. These hairline fractures may seem inconspicuous initially, but they set the stage for a more dramatic narrative of degradation and deformation. The subsequent chapters of this story are authored by the **capricious behavior of water**, a seemingly innocuous element that, under specific **environmental conditions**, becomes an agent of road transformation. In regions marked by seasonal temperature variations, the entrance of water into these nascent cracks becomes pivotal. During periods of colder weather, the infiltrated water undergoes a phase change as it freezes.

Advanced cold patching materials:

Advanced cold patching materials (ACPM) are revolutionary solutions in road maintenance, offering durability, efficiency, and versatility in repairing potholes and distressed pavement surfaces. These materials, designed to perform effectively in colder temperatures, utilize a blend of specialized aggregates, polymers, and additives to create a strong and lasting bond with existing pavement. The primary components of ACPM include binders like polymer-modified asphalt or emulsified asphalt, aggregates for structural integrity, and modifiers such as fillers, adhesives, and additives to enhance specific properties like workability, bonding strength, and resistance to environmental factors. Key properties of ACPM include durability, flexibility, adhesion, tensile strength, rut resistance, and curing time, all contributing to long-lasting pavement repairs. Notably, ACPM also considers environmental factors, often incorporating recycled materials and eco-


friendly additives to promote sustainability in road maintenance practices.

Types of ACPM

Advanced cold patching materials (ACPM) encompass a diverse range of innovative solutions aimed at enhancing pothole rehabilitation. Polymer-modified cold patching materials utilize elastomeric or thermoplastic polymers like SBS, SBR, EVA, or POE to elevate the durability, flexibility, and adhesion of asphalt mixes, enabling them to withstand varying weather conditions and traffic loads. Fiber-reinforced cold patching materials incorporate glass, cellulose, or synthetic fibers to bolster tensile strength, crack resistance, and rut resistance, resulting in a more resilient patch capable of enduring high-stress environments. Epoxy-modified cold patching materials utilize epoxy resins to enhance adhesion, strength, and curing time, ensuring a durable and efficient repair solution that withstands heavy traffic and harsh weather. Bitumen emulsion with additives offers a customizable approach, where additives such as adhesion promoters, surfactants, anti-stripping agents, and fillers are introduced to optimize performance and address specific repair needs. Proprietary cold patching mixtures combine multiple technologies to create comprehensive solutions that excel in terms of durability, flexibility, adhesion, and curing time, offering a versatile and high-performance material for various pothole repair applications.

Offering a reliable and long-lasting solution for diverse pothole repair applications.

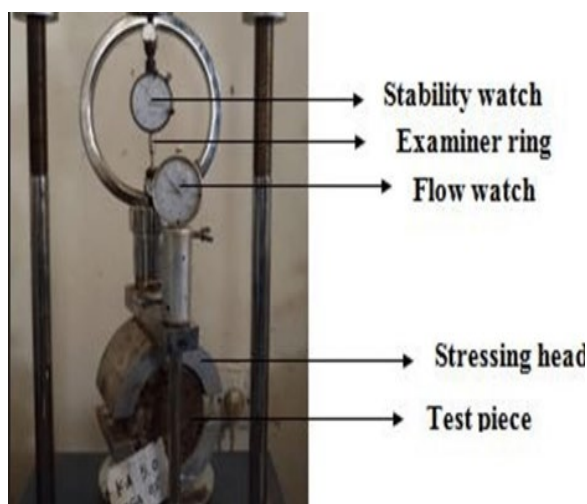
Installation



The installation process of advanced cold patching materials for pothole rehabilitation begins with thorough preparation of the pothole, including cleaning of debris and optional squaring of edges to enhance stability. Once prepared, the cold patching material is applied directly into the pothole, ensuring even distribution and slight overfilling to accommodate compaction. Compaction using hand tamper or vibratory plate compactor follows, aiming to eliminate air voids and achieve a dense, level surface aligned with surrounding pavement. measures, including inspection for proper compaction and integration with Flexibility and resistance to deformation are evaluated to ensure ACPM can endure dynamic stresses from traffic loads without compromising patched area stability. Workability and ease of application are assessed for efficient and quick deployment, minimizing traffic disruptions. Compaction characteristics are pivotal to achieving desired material density for long-lasting performance. Additionally, resistance. to various traffic loads, quality of patched surface, and considerations for ease of maintenance contribute to a comprehensive evaluation, enabling informed decisions for sustainable and effective pothole rehabilitation strategies.

Tests on ACPM

1. Marshall stability test



The Marshall Stability Test is a standardized test method used to evaluate the resistance of asphalt mixtures to plastic deformation under load. It is one of the most important tests for assessing the performance of cold patching materials, as it directly influences their ability to withstand the stresses of traffic loading and prevent rutting and shoving.

existing pavement, are conducted to ensure the effectiveness and durability of the repair over time.

After allowing the material to cure according to manufacturer specifications, which may feature rapid-setting characteristics, the rehabilitated pothole is ready for traffic, minimizing disruption and ensuring swift reopening of the repaired road section. Quality assurance measures, including inspection for proper compaction and integration with existing pavement, are conducted to ensure the effectiveness and durability of the repair over time.

Performance and evaluation

The performance evaluation of advanced cold patching materials (ACPM) for pothole rehabilitation encompasses several key aspects aimed at ensuring efficacy and durability. Adhesion and bonding strength are scrutinized to assess the material's ability to form a robust connection to existing pavement, minimizing the risk of delamination. Durability and longevity are critical, necessitating monitoring of ACPM's resistance to cracking and distress over time, as well as its capacity to withstand environmental factors like freeze-thaw cycles and moisture.

The test involves compacting a cylindrical specimen of the patching material and then subjecting it to a load of 5000 pounds in a Marshall stability testing machine. The amount of deformation of the specimen is measured, and the Marshall stability value is calculated. A higher Marshall stability value indicates better resistance to rutting and shoving. The Marshall Stability Test results are typically reported in pounds-force (lbf).

2. Indirect tensile test [its]



The Indirect Tensile Strength (ITS) Test is a standardized test method used to evaluate the cohesion and tensile strength of asphalt mixtures. It is another important test for assessing the performance of cold patching materials, as it directly influences their ability to withstand the stresses of traffic loading and prevent cracking and fatigue.

The test involves loading a cylindrical specimen of the patching material in a diametral compression testing machine. The force at failure is measured, and the ITS value is calculated. A higher ITS value indicates better resistance to cracking and fatigue. The Indirect Tensile Strength (ITS) Test results are typically reported in pounds per square inch (psi). A higher ITS value indicates better resistance to cracking and fatigue. For cold patching materials, an ITS value of at least 125 psi is generally considered acceptable.

Application of ACPM

Advanced cold patching materials (ACPM) find versatile applications in various pavement maintenance tasks. Primarily, they are utilized for repairing potholes, addressing one of the most common and hazardous pavement defects, even in cold weather conditions. Additionally, ACPM is instrumental in sealing utility cuts, which weaken pavements, and preventing pavement failure.

They are also effective in sealing cracks and spalls, smaller defects that could escalate into potholes if left unattended. ACPM facilitates overband paving, enabling the addition of a new asphalt layer to existing pavement without removal.

Moreover, ACPM is ideal for ramp patching, swiftly repairing damaged ramps without disrupting traffic flow, especially crucial areas subject to heavy traffic loads. Overall, ACPM offers a comprehensive solution for various pavement maintenance tasks, ensuring efficient and durable repairs while minimizing disruptions to traffic.

Pros & cons

Advanced cold patching materials offer numerous advantages over traditional pavement repair methods. Firstly, they don't require heating, unlike hot mix asphalt, making them more convenient and cost-effective for small-scale or emergency repairs. Their ease of application and minimal equipment requirements simplify the patching process, reducing time and labor. Rapid-setting properties of some advanced cold patching materials allow for quicker reopening to traffic, minimizing disruption. Additionally, they often contain additives like polymers and high-performance aggregates, providing extended durability and better resistance to cracking. Improved bonding agents enhance adhesion to existing pavement, reducing the risk of patch detachment. Furthermore, they can be more environmentally friendly with lower VOC emissions and reduced energy consumption. Cost-efficiency, versatility, and suitability for all-weather application further highlight their advantages.

However, advanced cold patching materials also have disadvantages. They can be more expensive, sensitive to temperature variations, and may require skilled labor and specialized equipment for proper application. Achieving proper adhesion, limited thickness suitability, and longer curing times can also pose challenges. Environmental implications, limited

availability, and performance variability among different products are additional considerations when utilizing advanced cold patching materials.



Conclusion

In conclusion, advanced cold patching materials have emerged as a promising solution for pothole rehabilitation, addressing the persistent issue of deteriorating road infrastructure. These materials, often polymer-modified and engineered for enhanced performance, exhibit notable advantages over traditional hot mix asphalt methods. Their ability to be applied at ambient temperatures makes them more versatile and cost-effective, minimizing the environmental impact associated with hot mix asphalt production. Furthermore, the advanced cold patching materials demonstrate improved durability, providing a longer-lasting repair for potholes. As the demand for efficient and

sustainable infrastructure solutions grows, these innovative materials present a viable and practical alternative in the ongoing efforts to maintain and rehabilitate road networks. In essence, the adoption of advanced cold patching materials signifies a significant stride towards more efficient and environmentally friendly pothole repair practices. By combining modern technology with a focus on sustainability, these materials contribute to the overall resilience and longevity of road surfaces, thereby mitigating the economic and safety challenges posed by potholes. As research and development in this field continue, it is foreseeable that advanced cold patching materials will play an increasingly crucial role in shaping the future of infrastructure maintenance, offering a reliable and forward-looking solution to the perennial problem of pothole deterioration.



Khadeeja T K, Amana Rahman
S₈ CE



Vinaya P
S₄ CE



"Photography is the art of frozen time... the ability to store emotion and feelings within a frame."

- Meshack Otieno



Mohammed Raihan Afeef

S₈ CE



Swathi K
S₈ CE

"Drawing is the language of
the mind."

- Jean Cocteau



ARCADEO

ARCHITECTS & BUILDERS

Our company specializes in construction, offering a wide range of services, from residential projects to large-scale developments.



☎ 97 44 071 017 , 99 95 071 017
🌐 arcadeoarchitects@gmail.com
📍 juma masjid complex,
naravor road ,
kuthuparamba

Our Service :
Design ◀
Construction ◀
Project management ◀

Industrial Visit to Sreenath Prestress Pvt Ltd, Goa: A Day of Immersive Learning

In an endeavor to bridge the gap between theoretical knowledge and practical application, final year students embarked on a transformative industrial visit to Sreenath Prestress Pvt Ltd, Goa. Nestled in the picturesque landscapes of Goa, Sreenath Prestress Pvt Ltd stands tall as a beacon of innovation in the realm of prestressed concrete manufacturing.

The students, brimming with anticipation and excitement, meticulously organized their final year trip schedule, allocating a dedicated day for their rendezvous with the industrial giant. Despite the weariness of a long journey, their enthusiasm remained undeterred as they set foot into the premises of Sreenath Prestress Pvt Ltd.



Upon arrival, the students were greeted with warmth and hospitality, setting the tone for a day filled with enriching experiences. However, it was the captivating demonstration by the project demonstrator at Sreenath Prestress Pvt Ltd that truly stole the show. With unwavering dedication and expertise, the demonstrator illuminated the intricate processes involved in prestressed concrete manufacturing, leaving the students spellbound.

From the inception of raw materials to the final product, every stage of the manufacturing process was meticulously explained, offering invaluable insights into the amalgamation of science and technology in industrial operations. The students, with rapt attention, absorbed every detail, eager to augment their understanding of the subject matter.

Furthermore, the industrial visit provided a platform for interactive sessions, allowing students to engage in insightful discussions with industry experts. Queries were met with patience and clarity, fostering a conducive environment for knowledge exchange and learning.


As the day drew to a close, the students departed with a newfound appreciation for the intricacies of industrial operations and a renewed zeal to apply their learnings in practical settings. The industrial visit to Sreenath Prestress Pvt Ltd served as a cornerstone in their academic journey, empowering them with experiential knowledge and invaluable insights that transcend the confines of textbooks.

In essence, the visit epitomized the symbiotic relationship between academia and industry, underscoring the importance of hands-on experiences in shaping well-rounded professionals poised to tackle real-world challenges.

As the students bid adieu to Sreenath Prestress Pvt Ltd, they carried with them not just memories of a day well spent, but a reservoir of knowledge and inspiration that will continue to guide their pursuits in the realm of engineering and beyond.



PHOTO



WALL

